

DOOR
HANDLE
DESIGN



groël



THIS CATALOG IS DEDICATED TO
PEOPLE WHO DEEPLY BELIEVE IN THE
IMPORTANCE OF DOING THINGS
RIGHT. WHERE DESIGN, FUNCTION AND
SAFETY COME TOGETHER TO CREATE
PERFECT PIECES.

*ESTE CATÁLOGO ESTÁ DEDICADO
A TODOS AQUELLOS QUE CREEN
PROFUNDAMENTE EN LA IMPORTANCIA
DE HACER BIEN LAS COSAS. DÓNDE EL
DISEÑO, LA FUNCIÓN Y LA SEGURIDAD
SE UNEN PARA CREAR PIEZAS
PERFECTAS.*

groë|

OUR SECRET NUESTRO SECRETO



We have been producing handles since 1998, following excellence criteria in all our production phases with creative designs defying time. We are a team of young and proactive professionals that with positive and clear vision, and coherence to present times are eager to thrive looking to the future.

Only this way we manage to remind our customers that handles are not ordinary objects, but a harmonic way in which our hands connect with our homes..

Desde 1998 producimos manillas siguiendo criterios de excelencia en todas las fases de producción utilizando la creatividad, produciendo diseños que desafían al tiempo. Ideas claras, visión positiva, irrenunciable afán de superación, es lo que atesora nuestro equipo de profesionales jóvenes y activos, coherentes con la realidad pero siempre mirando al futuro.

Solo con esta sinergia conseguimos hacer recordar que la manilla no es un objeto banal sino la forma armónica con la que conecta nuestra mano con el hogar.



Daniel & Carlos Torregrosa
CEOs



DESIGN
DISEÑO





Basing ourselves on our values and principles, we manage to meet the market's needs with coherence and provide a unique and inspiring experience through each of our designs.

Basándonos en nuestros valores y principios, logramos ser coherentes ante las necesidades del mercado y poder ofrecer una experiencia única e inspiradora a través de cada uno de nuestros diseños.

RAW MATERIAL

MATERIA PRIMA



Pure brass

Brass without plumb for fluid transport suitable for human consumption, controlled and certified.

Latón puro

Latón sin plomo para fluidos aptos al consumo humano, controlado y certificado.





°celsius

800



pressure in tons

975

STAMPING ESTAMPADO



pieces per hour

150



Forging

Exhaustive temperature control, maximum stamping power and high speed of production.

Forjado

Control exhaustivo de temperatura, máxima potencia de estampado y alta velocidad de producción.



Numerical control


With precision, essential to secure a quality standard in every single piece.

Control numérico

De precisión, imprescindible para asegurar excelencia en todas y cada una de las piezas.



MACHINING
MECANIZADO



GRINDING ESMERILADO

Automated robot

This important process secures a rigorous quality standard from the first to the very last piece by preparing the brass's surface for the following steps.

Robot automatizado

Este importante proceso asegura un riguroso estándar de calidad de la primera a la última pieza, preparando la superficie de latón para los sucesivos pasos.









MANUAL GRINDING *ESMERILADO MANUAL*

Expert's hands

When our robots do not manage to attain the requirements of an optimal grinding, our experienced craftsmen come into play to bring their expertise and manually adjust it.

Manos expertas

Cuando los robots no llegan a cumplir las exigencias de un buen esmerilado, es cuando entran en juego las manos de nuestros expertos artesanos que saben donde hay que ajustar.



POLISHED
PULIDO

Manual control

Each of our models is meticulously and manually controlled to provide a flawless product.

Control manual

Cada uno de nuestros modelos es controlado manual y minuciosamente para ofrecer un producto impecable.





SATIN *SATINADO*

Matt

Always on a perfectly polished surface to achieve the maximum quality.

Mate

Siempre sobre una superficie perfectamente pulida para obtener la máxima calidad.





Chrome III

It's a trivalent CHROME III process fully respectful with the environment and highly resistant.

Cromo III

Es un proceso con cromo trivalente CROMO III totalmente respetuoso con el medioambiente y de altísima resistencia.



GALVANIC CHROME III GALVÁNICA

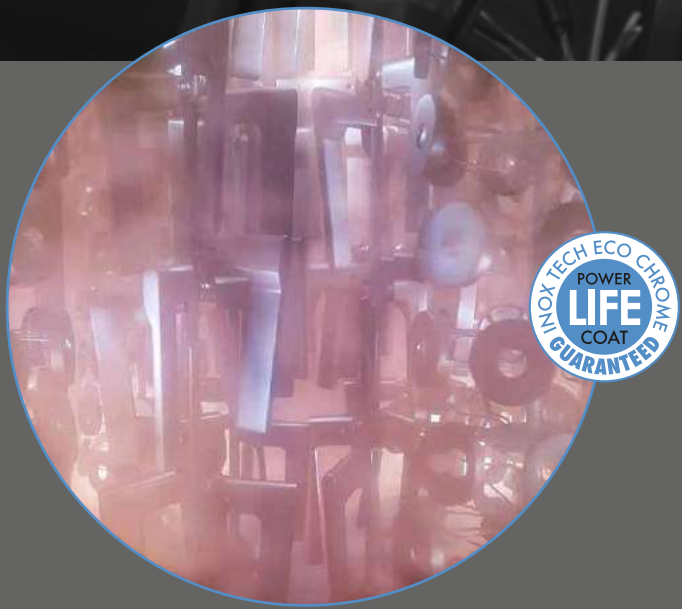


Chrome III HIGH THICKNESS

Chrome with high thickness for satin surfaces. It increases the resistance to corrosion and daily use.

Cromo III ALTO ESPESOR

Cromo de alto espesor para superficies satinadas. Aumenta la resistencia frente a la corrosión y el uso cotidiano.




PowerCoat

It's a technical process through titanium ionised plasma gas covering the handle's surface providing a remarkable resistance. Besides, it's a hypoallergenic process with Zero environmental impact. For technological reasons, occasional tonality tolerances in this process may occur.

PowerCoat

Es un proceso técnico mediante plasma de gas ionizado de titanio que recubre la superficie de la manilla dándole una resistencia asombrosa. Además de ser un proceso hipoalergénico y de Zero impacto ambiental. Por motivos tecnológicos, una ocasional tolerancia de tonalidad en este proceso debe de considerarse normal.



powercoat






VARNISHING BARNIZADO

Varnishing


By using the latest generation's water varnishes we manage to enhance the beauty of our materials following the strictest sustainability standards.

Barnices

Utilizando barnices al agua de última generación conseguimos realzar la belleza de los materiales siguiendo las más estrictas normas de sostenibilidad.



PAINTED PINTADO




Painted

EPOXY lacquered is highly adherent and resistant to environmental agents (ISO 9227) and to UV radiation (EN ISO 13474-2 2014).

Pintado

Lacado EPOXY de alta adherencia y elevada resistencia frente a los agentes ambientales (ISO 9227) y a la radiación ultravioleta (EN ISO 13474-2 2014).





TUNING
PERSONALIZACIÓN

Only for You

Custom manufacturing process
and personalized on-demand.

Solo para tí

*Fabricación a medida y
personalizada bajo demanda.*



STORAGE ALMACÉN

Just in time

Immediate availability of all our products displayed on the catalogue in order to meet the market's delivery needs.

Justo a tiempo

Disposición inmediata de todos nuestros productos catalogados con el fin de poder atender las exigencias del mercado.



PACKAGING ENVASE



Sustainable future
Scrupulous sensitivity with the environment. Recycled materials and 100% recyclable.

Futuro sostenible
Escrupulosa sensibilidad con el entorno. Materiales reciclados y 100% reciclables.



SHIPMENT ENVÍO

Across the world

We are partnered with the most prestigious and reputable transport agencies in the world.

A todo el mundo

Contamos con las agencias de transportes más prestigiosas y serias del mundo.





We carefully comply with environmental legislation and regulations supporting an economically sustainable management model.



Cumplimos cuidadosamente con la legislación y normativa medio ambiental apostando por un modelo de gestión basado en la economía sostenible.



ECOLOGY
ECOLOGÍA

ZERO

Barcelona

The peculiar cantilever of the building that recreates a of large door that opens to the Barceloneta neighbourhood, fitting perfectly with the LOG.GIC door handle.

Barcelona

El característico voladizo del edificio que recrea una especie de gran puerta que permite abrirse al barrio de la Barceloneta, encajando perfectamente con la manilla LOG.GIC.



Qatar

The NINA door handle is present at the construction of the Al Rayyan Stadium in Qatar, a monumental work that has not left anyone indifferent.

Catar

La manilla NINA presente en la construcción del Al Rayyan Stadium, una obra monumental que no ha dejado indiferente a nadie.

Sevilla

Built to accommodate international dignitaries during the 1929 exhibition, Hotel Alfonso XIII, A Luxury Collection Hotel where the handle MARÍA was chosen for the refurbishment.

Sevilla

Construido para alojar a los dignatarios internacionales durante la exposición de 1929, el Hotel Alfonso XIII, a Luxury Collection Hotel cuenta en su renovación con la manilla MARÍA.



PROJECTS PROYECTOS

Paris

The BACI handle's presence in the new offices of the prestigious Gide Law Firm.

París

La presencia de la manilla BACI en las nuevas oficinas del prestigioso Bufete de Abogados Gide.

Mallorca

The HÉLICE door handle is found at the Park Hyatt, a luxury hotel complex that reflects the lifestyle of a traditional Mallorcan mountain village.

Mallorca

La manilla HÉLICE en el Park Hyatt, complejo hotelero de lujo que refleja el estilo de vida de un pueblo tradicional de montaña mallorquín.

Alicante

The Palacio Salvetti Suites and the handle SPECIAL open their doors with views to the garden, private pool and every comfort very close to the Levante beaches.

Alicante

El Palacio Salvetti Suites y la manilla SPECIAL abren sus puertas con vistas al jardín, piscina privada y todo el confort muy cerca de las playas de levante.



PROJECTS PROYECTOS



Paris

The SPECIAL door handle has been the protagonist in the refurbishment of the Howard Orly Hotel.

París

La manilla SPECIAL ha sido la protagonista en la actualización del Hotel Howard Orly.

Cannes

The new Artdéco handle fits perfectly in the JW Marriott Hotel room update.

Cannes

La nueva manilla Artdéco encaja perfectamente en la actualización de las habitaciones del Hotel JW Marriott.



Dubai

Our flagship, the ÁNGOLO handle is the exclusive ambassador at the Vida Appart Hotel.

Dubai

Nuestro buque insignia, la manilla ÁNGOLO como embajador exclusivo en el Vida Appart Hotel.



● ● ETC...
ETC...

- Double Three by Hilton, A Coruña.
- Sea One, Marseilles.
- Hotel Mezquita Center, Córdoba.
- Ratxo Hotel, Mallorca.
- Symbiose BAGNEUX, Paris.





FINISHES ACABADOS



N OB ●



G NS ✓



V LP ✓



PW PWLP 



V LS ✓



V LS/LP ✓




V BO ✓




PW PWGT 



V FU ✓



V AQ ✓



V HI ✓



G CR  15



V MR ✓



V MR/LS ✓



C WTM 10



PW PWLS LIFE COAT




PW PWIX LIFE COAT



PW PWNB LIFE COAT



PW PWCO LIFE COAT



G CS LIFE COAT 15



G CR/CS LIFE COAT 15



C BK 10



C WT 10

POWERCOAT PowerCoat



- PWLP POLISHED BRASS
Latón Pulido
- PWLS SATIN BRASS
Latón Satinado
- PWIX INOX TECH
Inox Tech
- PWGT GRAPHITE
Grafito
- PWNB POLISHED NICKEL
Níquel Brillo
- PWCO COOPER
Cobre

PAINTED Pintado



- WT BRIGHT WHITE
Blanco Brillo
- BK BLACK
Negro
- WTM MAT WHITE
Blanco

GALVANIC Galvánico



- CR POLISHED CHROME
Cromo Brillo
- NS SATIN NICKEL
Níquel Satinado
- CS SATIN CHROME
Cromo Satinado
- CR CS POLISHED/SATIN CHROME
Cromo Brillo/Satinado

VARNISHING Barnices



- LP POLISHED BRASS
Latón Pulido
- LS SATIN BRASS
Latón Satinado
- LS LP SATIN BRASS/POLISHED
Satinado/Latón Pulido
- BO MAT BRONZE
Bronce Mate
- FU POLISHED BRONZE
Bronce Brillo
- AQ ANTIQUE BRASS
Envejecido
- HI IRON
Efecto Hierro
- MR BROWN
Marrón
- MR LS BROWN/SATIN BRASS
Marrón/Latón Satinado

NATURAL Natural



- OB OLD BRASS
Bronce Envejecido

Round Door Handles
Manillas Redondas



117 LOG.GIC
p. 41



133 HÉLICE
p. 45



134 TOUCH
p. 49



135 SENS.SO
p. 53



137 PLANO
p. 57



147 FILA
p. 59



157 SWIM
p. 63



204 SLIM
p. 65



214 TENDENZA
p. 67



218 SOKOL
p. 73



219 VOLLA 219
p. 75



232 PIN
p. 77



233 THREE
p. 81



237 FLOW
p. 83



247 SPECIAL
p. 85



255 SASHA
p. 89



256 IBIZA
p. 91



804 IDEA
p. 95



806 FEY
p. 97



807 SOFT
p. 99



811 NINA
p. 101



812 ROBY
p. 103



813 JET
p. 107



814 BACI
p. 109



815 DADÁ
p. 115



816 IPNOS
p. 117



817 ÁNGOLO
p. 119

Square Door Handles
Manillas Cuadradas



117 LOG.GIC
p. 125



134 TOUCH
p. 127




135 SENS.SO
p. 129



137 PLANO
p. 131



147 FILA
p. 135



157 SWIM
p. 137



201 NADIA
p. 139



204 SLIM
p. 141



213 STRIP
p. 143



219 VOLLA
p. 145



227 QUADRA
p. 147



232 PIN
p. 149



233 THREE
p. 151



237 FLOW
p. 155



247 SPECIAL
p. 159



814 BACI
p. 163



815 DADÁ
p. 167



817 ÁNGOLO
p. 169

Atelier
Atelier



510 TROMBETTA
p. 175



520 MANEGA
p. 177



528 OTTO
p. 179



533 PALLINE
p. 183



540 VASILISA
p. 185



809 KILTO
p. 215



550M ARTDÉCO
p. 229



327 DADO
p. 247



550 ARTDÉCO
p. 189



Pull Handles
Manillones



560M NONNA
p. 231



335 BIG
p. 249



555 NEW YORK
p. 191



110M BELLA
p. 218



570M MALIKA
p. 233



357 WIDE
p. 250



560 NONNA
p. 193



127M QUADRO
p. 219



801M TECNO
p. 235



318 DADO
p. 251



570 MALIKA
p. 195



137M PLANO
p. 220



805M NUOVO
p. 236



319 CUBE
p. 251



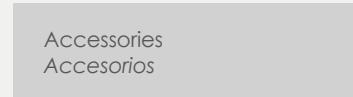
580 ELISABETH
p. 197



217M SKETCH
p. 221



809M KILTO
p. 237



Accessories
Accesorios



590 CHÉRIE
p. 199



235M TORSO
p. 222



MARÍA 810M
p. 238



ESCUTCHEON
p. 254



595 DOVE
p. 201



256M IBIZA
p. 223



817M ÁNGOLO
p. 239



WC SET
p. 256



616 ESPUCH
p. 203



510M TROMBETTA
p. 224



827M LOG.GIC
p. 240




PLATES
p. 258



Rustic Door Handles
Manillas Rústicas



520M MANEGA
p. 225



400 LIFTER
p. 241



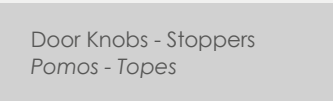
SLIDING DOOR KIT
p. 259



108 BELLA
p. 207



528M OTTO
p. 226



Door Knobs - Stoppers
Pomos - Topes



Technical Information
Información Técnica



803 MARÍA
p. 209



533M PALLINE
p. 227



316 DÉCO
p. 245




TECHICAL DATA
p. 261



808 DEV
p. 213



540M VASILISA
p. 228



317 CUADRO
p. 246



ASSEMBLING MAINTENANCE
p. 362



ROUND DOOR HANDLES
MANILLAS REDONDAS

Gentle, contemporary, nevertheless stylish

The LOG.GIC model presents an ingenious style. A handle with subtly rounded profiles, with which we broke the barriers of time.


Gentil, contemporánea no exenta de estilo

El modelo LOG.GIC presenta un estilo ingenioso. Es una manilla de perfiles sutilmente redondeados, con la que rompimos la barrera del tiempo.



LOG.GIC 117



LOG.GIC 117



Simply
elegant.

*Simplemente
elegante.*





● ● HÉLICE 133







Equally ergonomic and beautiful

The meticulous combination of planes and curves in the most scrupulous way results in a single purpose, design excellence. The gentle curvature of this handle allows the hand to rest comfortably on it without losing any of its splendor.

Ergonómica y bella a partes iguales

La minuciosa combinación de planos y curvas de la forma más escrupulosa da como resultado un propósito único, la excelencia del diseño. La suave curvatura de esta manilla hace que la mano descansa cómodamente en ella sin perder lo más mínimo su esplendor.







● ● TOUCH 134



Straight lines denoting strength and emphasis

Robust, firm and compact in design, enhanced by chrome finishes, this handle is a perfect model for discrete environments.

Líneas rectas que denotan fuerza y empaque

Robusta, firme y de diseño compacto, realizado por sus acabados cromados haciendo de esta manilla un modelo perfecto para ambientes sobrios.

TOUCH 134




*Q 127 | TD 268



SENS.SO 135







*Q 129 | TD 270



SENS.SO 135



Majestic and tenacious, a double sensation

Handles are objects with a life of their own. They imbue your home with their own personality and character. While remaining elegant, its functionally refined profile blends into the atmosphere of the most demanding household.

Majestuosa y tenaz, una doble sensación


Las manillas son objetos con vida propia. Impregnan tu hogar de personalidad y carácter propio. Sin dejar de ser elegante, su funcionalidad de perfil depurado, se funde en el ambiente del hogar más exigente.

**Minimalism, serenity
and practicality**

The intersection between a cube and a plane in space results in a simple three-dimensionally structured handle that will not go unnoticed. Extreme simplicity.

**Minimalismo, serenidad
y practicalidad**

La intersección entre un cubo y un plano en el espacio da como resultado una manilla sencilla con estructura tridimensional que no pasará desapercibida. Simplicidad extrema.







● ● **FILA 147**



*Q 135 | TD 274

FILA 147



Ingeniously culminating

Owing to its vast range of finishes, this model suits any type of decoration and stands out for its simplicity and purity of lines. Popular for its originality in design.

Ingeniosamente culminante

Para cualquier tipo de decoración con su vasta gama de acabados, destaca por su sencillez y pureza de líneas. Popular por su originalidad en diseño. Una elección acertada.







The warmth of a charming minimalism

A wink to every lover of delicate curves on planes. A model with character, but simple and natural.

La calidez de un minimalismo encantador

Un guiño para todos los amantes de delicadas curvas del plano. Un modelo con carácter, pero simple y natural.

● ● SWIM 157



A slender and discrete identity

Subtle in appearance with perfect proportions, rounded angles and pleasant to the touch. A balanced design. Simplicity brought to the extreme.

Una identidad fina y discreta

De apariencia sutil con proporciones perfectas, ángulos redondeados y agradable al tacto. Un diseño equilibrado. La simplicidad llevada al extremo.



*Q 141 | TD 280

SLIM 204






TENDENZA 214





TENDENZA 214



Cause
and effect.

*Causa
y efecto.*



TENDENZA 214

The sweetness herself made a handle

Its modesty does not take away its strength. An update of ANGOLO's best-seller, perfect combination of planes and curves. A dreamy handle.

La dulzura hecha manilla

Su modestia no le quita su fuerza. Actualización del best-seller ANGOLO, combinación perfecta de planos y curvas. Manilla de ensueño.





groël

* TD 285

A sky reaching handle

Contemporary, with rounded shapes and without losing firmness. Named after its silhouette, the falcon.

Una manilla de altos vuelos

Contemporánea, de formas redondeadas y sin perder firmeza. De su silueta su nombre proviene, el halcón.

SOKOL 218



*Q 145 | TD 286




Landing in harmony

The meticulous combination of planes and curves in the most scrupulous way results in a single purpose, design excellence.


Abrazando la armonía

La minuciosa combinación de planos y curvas de la forma más escrupulosa da como resultado un propósito único, la excelencia del diseño.









PIN 232



● ● PIN 232



*Q 149 | TD 290



The glamorous essence of a twist of planes

The fluid 90° twisted movement of a rectangular bar, will suit you perfectly if you are looking for an audacious interior design.

La glamurosa esencia de una torsión de planos

El fluido movimiento de la torsión a 90° de una barra rectangular, te encajará a la perfección si lo que buscas es un interiorismo atrevido.

**The intrinsic beauty of perfect pyramidal
geometrical shapes**

One, two, THREE. An innovative advanced triangular curve design with avant-garde attributes presenting a linear front. A sigh ...

**La belleza intrínseca de perfectas formas
piramidales geométricas**

One, two, THREE. Una innovadora curva triangular de diseño avanzado con atributo vanguardista presentando un frente lineal, un suspiro...



*Q 151 | TD 292

● ● THREE 233





*G 155 | TD 294

FLOW 237



A robust and noble neck

Expressive, technical
and evolved.

De cuello robusto y noble

Expresiva, técnica
y evolucionada.



● ● SPECIAL 247





SPECIAL 247



Delicacy and pureness, the perfect duo

Its discipline and finesse make it truly Special. With a style denoting minimalism where the most refined curves converge with sweet horizontal surfaces.

Delicadez y pureza, el dúo perfecto

Su disciplina y finura la hacen realmente Special. Con un estilo denotando el minimalismo donde confluyen las más refinadas curvas con dulces superficies horizontales.





*Q 159 | TD 296



*TD 298

A smooth motion resulting from an oval curled on its own axis

A poetry of a design with a soft character and a 180° curvature pleasant to the sight and to the touch of your hand.

Un movimiento suave resultante de un óvalo rizado sobre su propio eje

Una poesía de diseño con un carácter suave y con una curvatura 180° que satisface tanto a la mirada como a tu mano.



● ● SASHA 255





groël




IBIZA 256

Close your eyes, feel the texture

Bring all your senses into play to immerse yourself in the warmhearted elegance of our model, Ibiza. Ongoing, dynamic and consistent.

Cierra los ojos, siente la textura

Pon en juego todos tus sentidos para sumergirte en la cálida elegancia de nuestro modelo, Ibiza. Actual, dinámico y coherente.



IBIZA 256



The silence of an immaculate curve

Ideal for those environments in which a curve projecting minimalism is sought.



El silencio de una curva inmaculada


Ideal para aquellos entornos en los que se busca una curva que proyecta minimalismo.

● ● IDEA 804



*TD 314

*TD 315




Diving in glamour

...and emerging in splendor with this handle combining geometry with seductive curves and absolute delicacy.

Sumérgete en el glamour

...y emerge en esplendor con esta manilla combinando geometría con curvas seductoras y delicadeza absoluta.

● ● FEY 806







SOFT 807



*TD 316

Ethereal movement of softness

...caressing the palm of the hand by virtue of its rounded profile enhanced by its natural simplicity.

Movimiento etéreo de suavidad

...acariciando la palma de la mano por su perfil redondeado enaltecido por su natural sencillez.




A brand new classic

Sweet, warm, loving; a handle with subtle nuances evoking the endearing peace of home.


Un nuevo clásico

Dulce, cálida, amorosa; una manilla de sutiles matices que evoca la entrañable paz del hogar.



NINA 811





ROBY 812





*TD 320

Indulgence and confluence

Inspiration that develops touching results. Pure lines with impetus, security and as well as noble and forceful.

Indulgencia y confluencia


Inspiración desarrolladora de resultados conmovedores. Puras líneas con ímpetu, seguridad y a su vez noble y contundente.

ROBY 812





JET 813



*TD 321

**Simplicity pushed to the furthest extremity,
fruitful in elegance.**

*Firm lines projecting tastefulness and politeness alluding
trilateral shapes while still presenting an amiable tone owing to
the sweetness of its neck. The exquisiteness of a design.*

**Sencillez empujada a la más lejana extremidad,
fructífera en elegancia.**

*Firmeza de líneas con proyección elegante y cordial
insinuando formas trilaterales sin dejar de presentar un tono
amable por su dulce cuello. La exquisitez de un diseño.*



● ● BACI 814







BACI 814



BACI 814



**Modern minimalism partnered with
the softness of a kiss**

The pleasure of choosing the colour that you like the most from the extensive BACI range. Simplicity and unparalleled style, a compendium of discretion.

**Minimalismo moderno aliado con
“la gentileza di un bacio”.**

La satisfacción de poder elegir el color que más te gusta con la extensa gama de BACI. Sencillez y estilo inigualable, un compendio de sobriedad.





The distended sweetness of geometry

Investing time in seeing beauty and surrounding yourself with it, will give you life.

La dulzura distendida de la geometría

Invertir tiempo en ver la belleza y rodearte de ella, te dará vida.

*Q 167 | TD 324

● ● DADÁ 815







*TD 326




IPNOS 816


Vigor, vitality and functionality in all its splendour

A design is not only visual art, but more importantly:
functional beauty.

Vigor, vitalidad y funcionalidad en todo esplendor

*Un diseño no es únicamente arte visual, sino más
importante aún: belleza funcional.*





ÁNGOLO 817



*Q 169 | TD 328



Perfect angles, simply perfect

A slight curvature on its squared grip symbolizes its meekness despite its robust self.

Ángulos perfectos, sencillamente perfecta

Una ligera curvatura en su empuñadura cuadrada, es símbolo de su mansedumbre a pesar de su robusto ser.



SQUARE DOOR HANDLES
MANILLAS CUADRADAS




Discrete, contemporary and elegant


The LOG.GIC model presents an ingenious style. A handle with subtly rounded profiles, breaking the barriers of time.

Discreta, contemporánea y elegante

El modelo LOG.GIC presenta un estilo ingenuo. Es una manilla de perfiles sutilmente redondeados, con la que rompimos la barrera del tiempo.



● ● LOG.GIC 117





Straight lines denoting strength and emphasis

Robust, firm and compact in design, enhanced by chrome finishes making this handle a perfect model for discrete environments.

Líneas rectas que denotan fuerza y empaque

Robusta, firme y de diseño compacto realizado por sus acabados cromados, hacen de esta manilla un modelo perfecto para ambientes sobrios.



*R 49 | TD 269



*R 53 | TD 271

Robust and functional without losing an apex of elegance

Handles are objects with a life of their own. They imbue your home with their own personality and character. While remaining elegant, its functionally refined profile blends into the ambiance of the most demanding household.

Robusta y funcional sin perder un ápice de elegancia


Las manillas son objetos con vida propia. Impregnan tu hogar de personalidad y carácter propio. Sin dejar de ser elegante, su funcionalidad de perfil depurado, se funde en el ambiente del hogar más exigente.

SENS.SO 135



● ● PLANO 137





PLANO 137



The minimalism of three dimensional planes

The intersection between a cube and a plane in space results in a simple three-dimensionally structured handle that will not go unnoticed. Extreme simplicity.

El minimalismo de planos tridimensionales

La intersección entre un cubo y un plano en el espacio da como resultado una manilla sencilla con estructura tridimensional que no pasará desapercibida. Simplicidad extrema.



FILA 147



*R 61 | TD 275

Subtle, light and refined

Owing to its vast range of finishes, this model suits any type of decoration and stands out for its simplicity and purity of lines. Popular for its originality in design. A wise choice.

Sutil, ligera y refinada

Para cualquier tipo de decoración con su vasta gama de acabados, destaca por su sencillez y pureza de líneas. Popular por su original diseño. Una elección acertada.



*R 63 | TD 277

Emphatic and pleasant to the touch

A wink to every lover of delicate curves on planes. A model with character, but simple and natural.

Enfática y agradable al tacto

Un guiño para todos los amantes de delicadas curvas del plano. Un modelo con carácter, pero simple y natural.

● ● SWIM 157



TD 279



The pleasure of a flawless balance


Juxtaposition of orthogonal planes defying the laws of gravity which result in a perfect balance.

El placer de un equilibrio perfecto

Juxtaposición de planos ortogonales desafiantes de las leyes de la gravedad que resultan a la vista en un balance perfecto.

● ● NADIA 201






*R 65 | TD 281

**Stands out for its rounded
angles and moderation**

Subtle in appearance with perfect proportions, rounded angles and pleasant to the touch. A balanced design. Simplicity brought to the extreme.

**Destaca por sus ángulos
redondeados y moderación**

De apariencia sutil pero con proporciones perfectas, ángulos redondeados y agradable al tacto. Un diseño equilibrado. La simplicidad llevada al extremo.



● ● SLIM 204



STRIP 213

* TD 283



Bold with sharp lines, a fierce attitude

Its peculiar angular shape at the front of the handle, brings a shameless character to any door.

Atrevida con líneas afiladas, una actitud feroz

Su peculiar forma angular en el frente de la manilla, aporta un carácter descarado a cualquier puerta.



*R 75 | TD 287



Smooth with finesse and prestige

The meticulous combination of planes and curves way achieves our single purpose, design excellence.

Liviana con donaire y prestancia

La minuciosa combinación de planos y curvas de la forma más escrupulosa da como resultado un propósito único, la excelencia del diseño.



Geometric and sophisticated

As its name implies, an authentic challenge to geometry in view of the perfect fit of two emblematic pieces that are correspondent with each other.


Geométrica y sofisticada

Tal y como su nombre lo indica, un auténtico desafío a la geometría por el perfecto encaje de dos emblemáticas piezas que "Quadran" entre sí.



*TD 289

● ● QUADRA 227





PIN 232




An inspiring flowing motion

The fluid 90° twisted movement of a rectangular bar, will suit you perfectly if you are looking for an audacious interior design.

La fluidez de un movimiento inspirador

El fluido movimiento de la torsión a 90° de una barra rectangular te encajará a la perfección si lo que buscas es un interiorismo atrevido.





THREE 233




THREE 233

**A triangular and advanced curve design
with an avant-garde attribute**

The intrinsic beauty of perfect pyramidal
geometrical shapes.

***Una curva triangular de diseño avanzado
con atributo vanguardista***

*La belleza intrínseca de perfectas formas
piramidales geométricas.*



*R 81 | TD 293









FLOW 237

A robust and noble neck.

Expressive, technical and evolved

Functionality is not always beautiful, but what's beautiful is always functional. That is why we firmly believe that beauty has the power to enhance anyone's lifestyle.



De cuello robusto y noble.


Expresiva, técnica y evolucionada

*Lo funcional no es siempre bello, pero lo bello siempre es funcional.
Por eso creemos firmemente que la belleza tiene el poder de
mejorar el estilo de vida de cualquier persona.*



● ● SPECIAL 247





*R85 | TD 297



groël



SPECIAL 247



Discipline and purity fused in a single entity

Its discipline and finesse make it truly Special. With a style denoting minimalism where the most refined curves converge with sweet horizontal surfaces.

Disciplina y pureza fusionadas en una única entidad

Su disciplina y finura la hacen realmente "special", con un estilo denotando el minimalismo donde confluyen las más refinadas curvas con dulces superficies horizontales.






BACI 814



● ● BACI 814



*R 1 09 | TD 323

**Modern minimalism partnered
with the softness of a kiss**

The pleasure of choosing the colour that you like the most from the extensive BACI range. Simplicity and unparalleled style, a compendium of discretion.

**Minimalismo moderno aliado con
"la gentileza di un bacio".**

La satisfacción de poder elegir el color que más te gusta con la extensa gama de BACI. Sencillez y estilo inigualable, un compendio de sobriedad.





*R115 | TD 322

DADÁ 815

The distended sweetness of geometry


Investing time in seeing beauty and surrounding yourself with it, will give you life.

La dulzura distendida de la geometría

Invertir tiempo en ver la belleza y rodearte de ella, te dará vida.




*R 115 | TD 325



● ● ÁNGOLO 817




groël



*R 121 | TD 329

ÁNGOLO 817



Perfect angles, simply perfect

A slight curvature on its squared grip symbolizes its meekness despite its robust self.

Ángulos perfectos, sencillamente perfecta

Una ligera curvatura en su empuñadura cuadrada, es símbolo de su mansedumbre a pesar de su robusto ser.

ATELIER

by groël



*TD 300

The golden XIXth century conoid design

A collection of experiences and diverse historical periods without barriers and without losing relevance.

Magnífico diseño conoide del siglo XIX

Una colección de experiencias y de diversos periodos históricos sin barreras y sin perder actualidad.

● ● TROMBETTA 510



**The revolution of
a timeless classic**

Fashion becomes lost in time, while a true
own style lasts forever.

**La revolución de
un clásico atemporal**

*Las modas se pierden en el tiempo, mientras
que un estilo propio y verdadero perdura
eternamente.*



*TD 301

MANEGA 520







● ● OTTO 528



OTTO 528

A laudable reminiscence of the past.

A classic modernised trend, entirely beautiful and functional. It's time to join the new design Revolution.

Una encomiable reminiscencia al pasado

Clásica tendencia rejuvenecida, y repleta de belleza y funcionalidad. Es hora de unirse a la nueva Revolución del diseño.



*TD 302





*TD 303

**Historical glimpses,
alluring charms**

A design acknowledging tradition.
Meticulous and radiant details on
the handle's grip, brought to the
vanguard.

**Destellos históricos,
encantos que fascinan**

*Diseño que no niega la tradición.
Meticulosos y radiantes detalles
en la empuñadura, llevado a la
vanguardia.*

● ● PALLINE 533





VASILISA 540



VASILISA 540

A cylindrical artful conception with a romantic hint

For a relaxed ambiance. The golden quality rule of design is minimalism.

Una ingeniosa concepción cilíndrica con un toque romántico

Para un ambiente relajado. La regla de oro de un diseño de calidad es el minimalismo.







*TD 305

The modern decor of 1925


A classic inspired by the famous 1920s of a Paris brimming with ideas, industrial lines and graphic design.

La modernidad decorativa de 1925

Un clásico inspirado en los célebres años 20 de un París rebosante de ideas, de líneas industriales y diseño gráfico.

● ● ARTDÉCO 550





*TD 306

An Empire State of mind

"...will make you feel brand new
thick lines will inspire you,
hear it for, New York!".

Un estado de mente a lo Empire State

"...te hará sentir como nuevo
su grosor de líneas te inspirará,
con todos ustedes, Nueva York!".

NEW YORK 555



The elegance one falls in love with

The purity of artwork is innate. A design that outshines for the sake of its simplicity.




La elegancia que enamora

La pureza de una obra de arte es de carácter innato. Un diseño que eclipsa por su sencillez.



NONNA 560





**The contemporary
design of a classic**

We can't talk about creation without a great deal of love or obsession. Its harmony of consecutive lines and its turned neck make it brilliant.

**Diseño contemporáneo
de un clásico**

Sin amor ni obsesión en gran proporción no podemos hablar de creación. Brillante por su propia armonía de líneas consecutivas y cuello torneado.



*TD 308

● ● MALIKA 570



A British-flavoured picturesque courtesy

Governor by her individual nature, she will imbue your home with the presence of her legacy.

Amabilidad pintoresca con sabor británico

Gobernadora por su singular naturaleza, impregnará tu hogar con la presencia de su legado.



*TD 309



● ● ELISABETH 580

The minimal expression of a perfect tandem

Perfect combination of certified ebony wood contrasted with brass, satin or polished nickel; made with the highest delicacy and precision

La mínima expresión de un tándem perfecto


Perfecta combinación de madera de ébano certificada contrastada con latón, níquel satinado o brillo; elaborada con la más alta delicadeza y precisión.



● ● CHÉRIE 590



*TD 310



*TD 311

A classic made wood

Styles do not always have to be categorised. Sometimes you just have to set them free, listen to the story behind and what each of them have to tell us.

Un clásico hecho madera

Los estilos no han de ser siempre categorizados. A veces solo hay que dejarlos libres, escuchar la historia que hay detrás y lo que cada uno nos tiene que contar.




● ● DOVE 595





*TD 312

ESPUCH 616



An origin and heart from Alicante

The beauty of the pure symmetry of a hexagon turned into a handle. For very demanding and avant-garde environments.

De origen y corazón de Alicante

*La belleza de la pura simetría de un hexágono hecha manilla.
Para ambientes muy exigentes y vanguardistas.*



RUSTIC DOOR HANDLES
MANILLAS RÚSTICAS

**Quality and appeal,
a true classic remains
ageless over time**

Classic, rustic and powerful
in design, with a unique
porcelain grip of the highest
quality.

**Calidad y atracción,
un verdadero clásico
no envejece frente
al tiempo**

De diseño clásico, rústico
y poderoso, con una
empuñadura única en
porcelana de máxima
calidad.

*TD 262



● ● BEL.LA 108









MARÍA 803

**It's all about aesthetics, the nature
of beauty and good taste**

Proportioned handle that makes tradition with
reminiscence of a golden era.


**La estética lo es todo, la naturaleza
de la belleza y el buen gusto**

Proporcionada manilla que hace tradición con
reminiscencias a una época dorada.




*TD 313





*TD 317



Classic and distinguished, a world of reminiscences

A charming pearl effect owing to its porcelain grip, an authentic jewel.

Clásica y distinguida, un mundo de reminiscencias

Un efecto de perla embaucadora por su empuñadura en porcelana, una auténtica joya.

● ● DEV 808







KILTO 809



*TD 318

Transcending time and fashion

A perfect fit for classic and modern environments. Standing out for providing that traditional detail that completes the conventional design.

Trascendiendo el tiempo y las modas

Encaja a la perfección en ambientes clásicos y modernos. Destaca por aportar ese detalle tradicional que completa el diseño convencional.



PULL HANDLES
MANILLONES

BEL.LA 110m



Quality and appeal, a true classic remains ageless over time

Classic, rustic and powerful in design, with a unique porcelain handle of the highest quality.

Calidad y atracción, un verdadero clásico no envejece frente al tiempo.

De diseño clásico, rústico y poderoso, con una empuñadura única en porcelana de máxima calidad.

*TD 330

Geometric, squared and sophisticated

As its name implies, an authentic challenge to geometry in view of the perfect fit of two emblematic pieces that are correspondent with each other.

Geométrica, cuadrada y sofisticada

Tal y como su nombre lo indica, un auténtico desafío a la geometría por el perfecto encaje de dos emblemáticas piezas que "quadran" entre sí.

QUADRO 127m



*TD 331

● ● PLANO 137m

*TD 332



Minimalism, serenity and practicality

The intersection between a cube and a plane in space results in a simple three-dimensionally structured pull handle that will not go unnoticed. Extreme simplicity.

Minimalismo, serenidad y practicalidad

La intersección entre un cubo y un plano en el espacio da como resultado un manillón sencillo con estructura tridimensional que no pasará desapercibida. Simplicidad extrema.



*TD 333

**The utilitarian depiction
of individuality and brilliance**

Full-fledged pragmatic. Distinguished minimalist design with straight lines providing an ambiance of seriousness and modernity.

**La representación utilitarista
de individualidad y esplendor**

Pragmática en toda regla. Distinguido diseño minimalista con líneas rectas proporcionando un ambiente de seriedad y modernidad.

TORSO 235m



*TD 334

**Pure lines,
twisted
and captivating**

A captivating and engulfing 90° turn enhancing the beauty and elegance of this pull handle.

**Líneas puras,
torsionadas
y cautivadoras**

Un giro 90° atrapante y envolvente enaltecendo la belleza y elegancia de este manillón.



IBIZA 256m

**Close your eyes,
feel the texture**

Bring all your senses into play to immerse yourself in the warmhearted elegance of our model, Ibiza. Ongoing, dynamic and consistent.

**Cierra los ojos,
siente la textura**

Pon en juego todos tus sentidos para sumergirte en la cálida elegancia de nuestro modelo, Ibiza. Actual, dinámico y coherente.





TROMBETTA 510m

The conoid design from the XIXth century

A collection of experiences and diverse historical periods without barriers and without losing relevance.

El diseño conoide del siglo XIX

Una colección de experiencias y de distintos periodos históricos sin barreras y sin perder actualidad.

*TD 336



MANEGA 520m



The revolution of a timeless classic

Fashion becomes lost in time,
while a true own style
lasts forever.

La revolución de un clásico atemporal

*Las modas se pierden en el
tiempo, mientras que un estilo
propio y verdadero perdura
eternamente.*

OTTO 528m



*TD 338

A laudable reminiscence of the past

A classic modernised trend, entirely beautiful and functional. It's time to join the new design Revolution.

Una encomiable reminiscencia al pasado

Clásica tendencia rejuvenecida, y repleta de belleza y funcionalidad. Es hora de unirse a la nueva Revolución del diseño.

PALLINE 533m

Historical glimpses, alluring charms

A design acknowledging tradition. Meticulous and radiant details on the handle's grip, brought to the vanguard.

Destellos históricos, encantos que fascinan

Diseño que no niega la tradición. Meticulosos y radiantes detalles en la empuñadura, llevado a la vanguardia.



*TD 339

VASILISA 540m

A cylindrical artful conception with an archaic hint

For a relaxed ambiance. The golden quality rule of design is... minimalism.

Una ingeniosa concepción cilíndrica con un toque arcaico

Para un ambiente relajado. La regla de oro de un diseño de calidad es el ... minimalismo



*TD 340



ARTDÉCO 550m

The modern decor of 1925

A classic inspired by the celebrated 20s of a Paris brimming with ideas, industrial lines and graphic design.

La modernidad decorativa del año 25

Un clásico inspirado en los célebres años 20 de un París rebosante de ideas, de líneas industriales y diseño gráfico.



*TD 341

NONNA 560m



*TD 342

The modesty one falls in love with

The purity of artwork is innate.
A design that outshines for the sake
of its simplicity.

La modestia que enamora

*La pureza de una obra de arte es de
carácter innato. Un diseño que
eclipsa por su sencillez.*



**Neatness and spontaneity,
a delightful touch**

The purity of a work of art is innate.
A design that overshadows its
simplicity.

**Pulcritud y espontaneidad,
agradable al tacto**

*La pureza de una obra de arte es
de carácter innato. Un diseño que
eclipsa por su sencillez.*

● ● MALIKA 570m



● ● TECNO 801m

*TD 344

groël



The symphony of soft curves

A gallantry and discretion of a pull handle, with a soft touch matching its lines.

La sinfonía de curvas suaves

Una galantería y discreción de manillón, con suavidad al tacto en consonancia con sus líneas.



NUOVO 805m



The beguile formality of ergonomic lines

Sublime touch, contemporary design,
and high affinity with current interior
design trends.

Formalidad embaucadora de líneas ergonómicas

Tacto sublime, diseño contemporáneo,
y de alta afinidad con las tendencias
actuales de interiorismo.

*TD 346

KILTO 809m




Transcending time and fashion

A perfect fit for classic and modern ambiances. Standing out for providing that traditional detail that completes the conventional design.

Trascendiendo el tiempo y las modas

Encaja a la perfección en ambientes clásicos y modernos. Destaca por aportar ese detalle tradicional que completa el diseño convencional.





MARÍA 810m

**It's all about aesthetics, the nature
of beauty and good taste**

Proportioned pull-handle making tradition with
reminiscence to a golden era.

**La estética lo es todo, la naturaleza
de la belleza y el buen gusto**

Proporcionado manillón que hace tradición con
reminiscencias a una época dorada.

*TD 349

ÁNGOLO 817m



*TD 350

Straight angles extolling functionality with elegance

A slight curvature on its squared grip symbolizes its meekness despite its robust self.

Un ángulo recto enaltecendo la funcionalidad con elegancia

Una ligera curvatura en su empuñadura es símbolo de su mansedumbre a pesar de su robusto ser.



LOG.GIC 827m

**Gentle, contemporary,
nonetheless stylish**

The LOG.GIC model presents an ingenious style. A handle with subtly rounded profiles, breaking the barriers of time.

**Gentil, contemporánea
no exenta de estilo**

El modelo LOG.GIC presenta un estilo ingenuo. Es un manillón de perfiles sutilmente redondeados, con lo que rompimos la barrera del tiempo.

*TD 352



*TD 354

LIFTER 400C



**Balance between
appearance and
functionality.**

*El balance entre
apariencia y
funcionalidad.*



DOOR KNOBS - STOPPERS
POMOS - TOPES



A decorative and simple style

A piece that will not go unnoticed on a front door. A perfectly irregular cube.

Un estilo decorativo y sencillo

Una pieza que no pasará desapercibida en una puerta de entrada. Un cubo perfectamente irregular.

DÉCO 316



CUADRO 317




*TD 356

A classic from shape to function

Balanced and firm door knob in two squared pieces. What a sight!

Un clásico de la forma a la función

Equilibrado y firme pomo de puerta en dos piezas cuadradas. Todo un cuadro!



*TD 357

Six faces full of purity

With a dice, metaphorically chances are left in the hands of fate, and functionally simplicity is left in the hands of minimalism.

Seis caras repletas de pureza

Con el dado, metafóricamente el azar es dejado en manos del destino, y funcionalmente la sencillez es dejada en manos del minimalismo.

**Solidity capable of
generating sensations**

Colossal should be its name.
Quadrilateral in shape and
with rounded ridges, without
losing a whit of functionality: a
cubic storm.

**Solidez capaz de
generar sensaciones**

*Colosal debería de ser
su nombre. De forma
cuadrilátera y crestas
redondeadas, sin perder un
ápice de funcionalidad: una
tormenta cúbica.*

*TD 358

● ● BIG 335



WIDE 357

Persuasive quadratic silhouette

The possibility of combining a prominent squared silhouette with a round touch, sweetens the face of this wide knob.

Silüeta cubica y persuasiva

La posibilidad de combinar una silüeta cuadrada prominente con un toque redondo, endulza el rostro de este amplio pomo.





*TD 360

DADO 318

Small distant platonic solid

With a dice, metaphorically chances are left in the hands of fate, and functionally simplicity is left in the hands of minimalism.

Pequeño distante sólido platónico

Con el dado, metafóricamente el azar es dejado en manos del destino, y funcionalmente la sencillez es dejada en manos del minimalismo.



CUBE 319

New minimalist version

... Of a cube, squared shaped, it represents the order of volumes in its mystical fortress.

La nueva versión minimalista

... De un cubo, de forma cuadrada representa el orden de los volúmenes en su mística fortaleza.



*TD 361



ACCESSORIES
ACCESORIOS



100 R8B



100 R8BB



100 R3B



100 R3BB



100 RKB



100 RKBB



100 RTB



100 RTBB



100 REB

Round Escutcheon "B"
Bocallave Redondo "B"



R8B



RTB



R3B



RKB



REB

61

Round Escutcheon "BB"
Bocallave Redondo "BB"



R8BB



RTBB



R3BB



RKBB



100 R8CB



100 R8CBB



100 R2CB



100 R2CBB



100 R4CB



100 R4CBB



100 R18B



100 R18BB



100 RECB

Squared Escutcheon "B"
Bocallave Cuadrado "B"



R8CB



R2CB



R4CB



R18B



RECB

Squared Escutcheon "BB"
Bocallave Cuadrado "BB"



R8CBB



R2CBB



R4CBB



R18BB



100 R8CD



100 R8CD8



100 RVCD



100 RVCD8



100 R8CD6

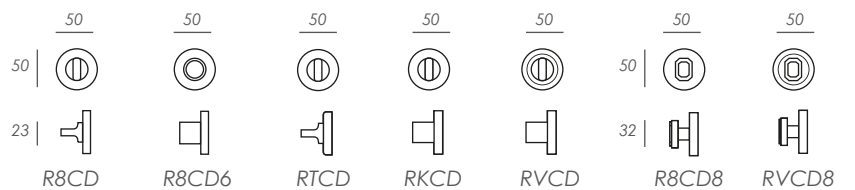


100 RKCD



100 RTCD

**Round WC Set
Condensa Redonda**





100 R8CCD



100 R2CCD

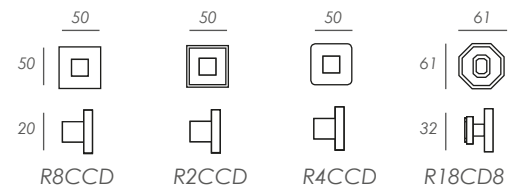


100 R4CCD



100 R18CD8

Square WC Set
Condena Cuadrada





PM



PC



P



PC2



PG



P3

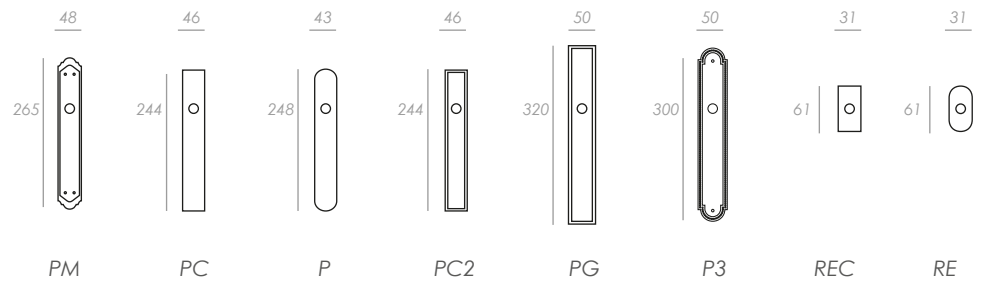


REC



RE

Backplates Placas





1200 KIT



1200 KITC

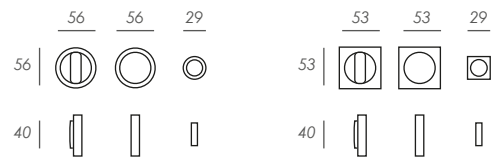


1200 KITU



1200 KITUC

Sliding Door Kit
Kit Puerta Corredera



1200 KIT
1200 KITU

1200 KITC
1200 KITUC



TECH DATA
INFO TÉCNICA

BEL.LA 108



*R 207

LPBL



LPMF



BOBL



AQBL



BOMF



AQMF



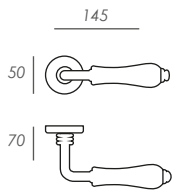
BOCRAQ



AQCRAQ

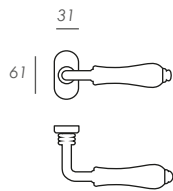


Rose
Roseta



RT

Narrow Rose
Roseta Estrecha



RE

Escutcheon
Bocallave



RTBB



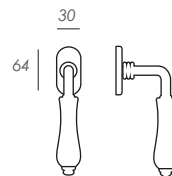
RTB

WC Set
Condena



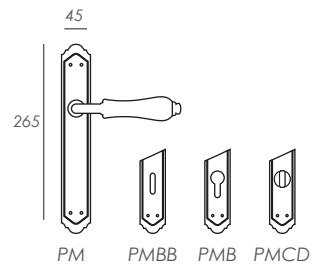
RTCD

Window Handle
Grisán



G

Oval Backplate
Placa Oval



PM

PMBB

PMB

PMCD



FUBL



HIBL




FUCRAQ



HICRAQA



LOG.GIC 117



PWLP



PWLS



CR



CS



PWIX



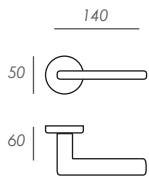
BK



WT

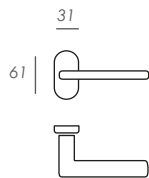


Rose
Roseta



R8

Narrow Rose
Roseta Estrecha



RE

Escutcheon
Bocallave



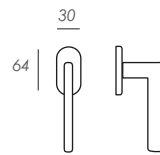
R8BB R8B

WC Set
Condena



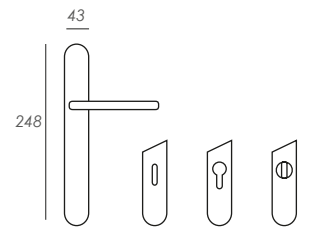
R8CD

Window Handle
Grisán



G


Oval Backplate
Placa Oval



P PBB PB PCD



PWLP



PWLS




CR



CS



PWIX



*Q 125

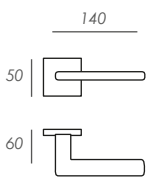


BK



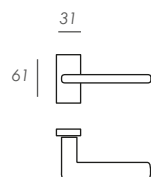
WT

Rose
Roseta



R8C

Narrow Rose
Roseta Estrecha



REC

Escutcheon
Bocallave



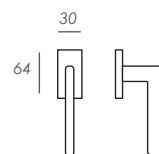
R8CBB R8CB

WC Set
Condensa



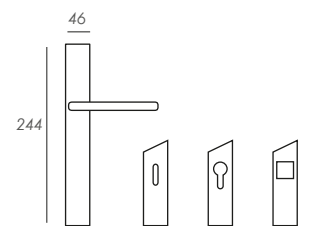
R8CCD

Window Handle
Grisán



GC

Rectangular Backplate
Placa Rectangular



PC PCB B PCB

HÉLICE 133



PWLP



PWLS



CR



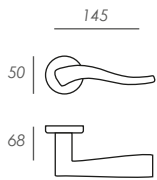
CS



PWIX

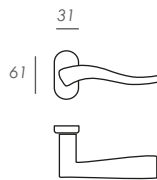


Rose
Roseta



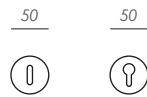
R8

Narrow Rose
Roseta Estrecha



RE

Escutcheon
Bocallave



R8BB

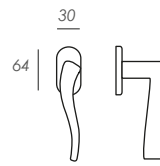
R8B

WC Set
Condena



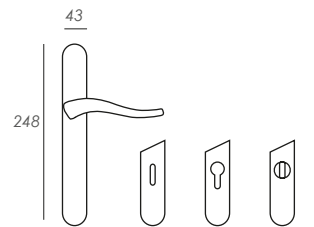
R8CD

Window Handle
Grisán



G

Oval Backplate
Placa Oval



P


PBB

PB

PCD



TOUCH 134



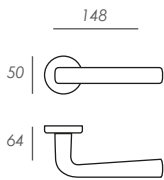
CR



CS

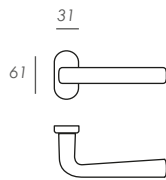


Rose
Roseta



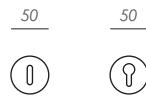
R8

Narrow Rose
Roseta Estrecha



RE

Escutcheon
Bocallave



R8BB

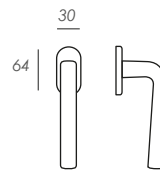
R8B

WC Set
Condena



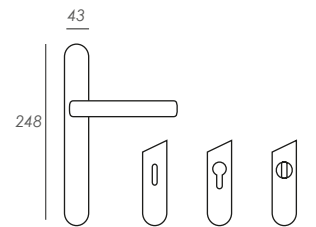
R8CD

Window Handle
Grisán



G

Oval Backplate
Placa Oval



P

PBB

PB

PCD


TOUCH 134



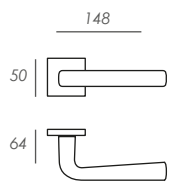
CR



CS

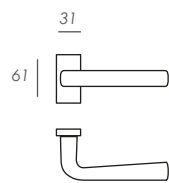


Rose
Roseta



R8C

Narrow Rose
Roseta Estrecha



REC

Escutcheon
Bocallave



R8CBB

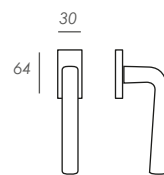
R8CB

WC Set
Condena



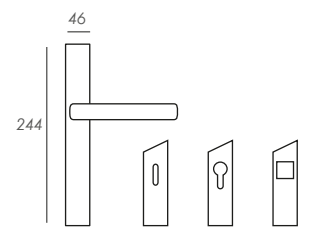
R8CCD

Window Handle
Grisán



GC

Rectangular Backplate
Placa Rectangular




PC

PCBB

PCB

PCCD

SENS.SO 135



CR



CS



PWIX



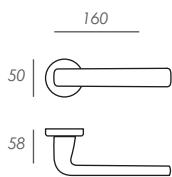
BK



WT

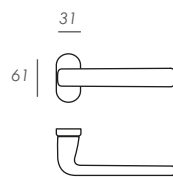


Rose
Roseta



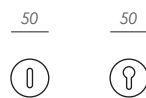
R8

Narrow Rose
Roseta Estrecha



RE

Escutcheon
Bocallave



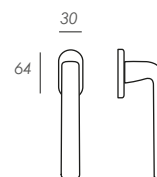
R8BB R8B

WC Set
Condena



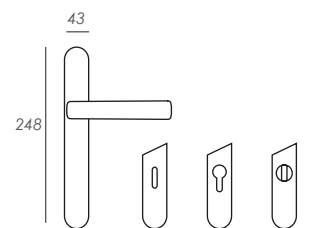
R8CD

Window Handle
Grisán




G

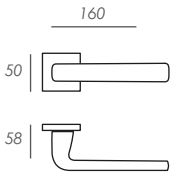
Oval Backplate
Placa Oval



P PBB PB PCD

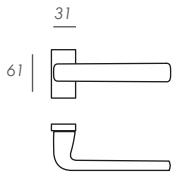


Rose
Roseta



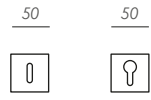
R8C

Narrow Rose
Roseta Estrecha



REC

Escutcheon
Bocallave



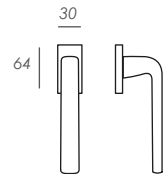
R8CBB R8CB

WC Set
Condensa



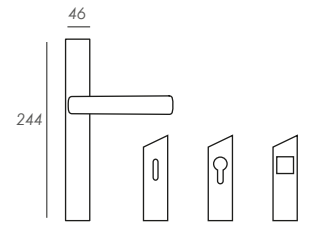
R8CCD

Window Handle
Grisán




GC

Rectangular Backplate
Placa Rectangular



PC PCBB PCB PCCD

PLANO 137



*R 57

CR



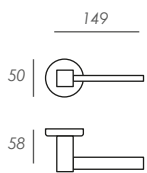
CR CS



CS

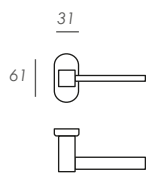


Rose
Roseta



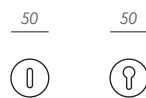
R8

Narrow Rose
Roseta Estrecha



RE

Escutcheon
Bocallave



R8BB

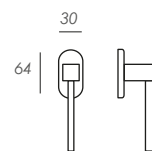
R8B

WC Set
Condena



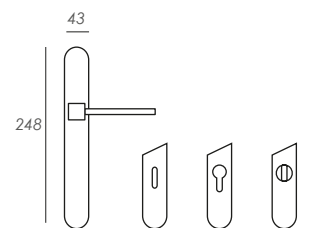
R8CD

Window Handle
Grisán



G

Oval Backplate
Placa Oval



P

PBB

PB

PCD




CR



CR CS

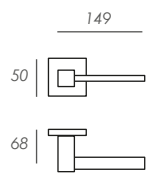


CS



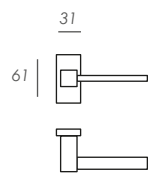
*Q 131

Rose
Roseta



R8C

Narrow Rose
Roseta Estrecha



REC

Escutcheon
Bocallave



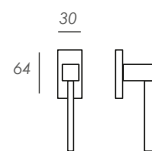
R8CBB R8CB

WC Set
Condena



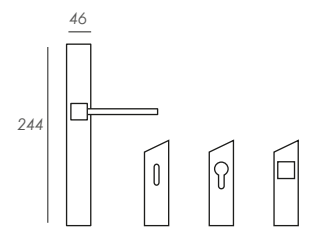
R8CCD

Window Handle
Grisán




GC

Rectangular Backplate
Placa Rectangular



PC PCBB PCB PCCD

FILA 147



*R 59

PWLP



PWLS



CR



CS



PWIX



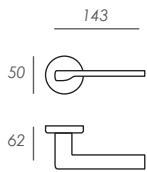
BK



WT

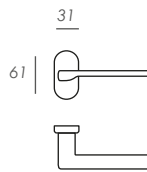


Rose
Roseta



R8

Narrow Rose
Roseta Estrecha



RE

Escutcheon
Bocallave



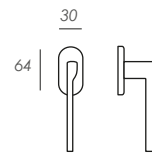
R8BB R8B

WC Set
Condena



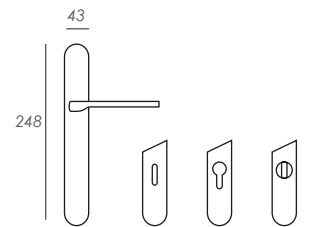
R8CD

Window Handle
Grisán



G

Oval Backplate
Placa Oval



P PBB PB PCD



PWLP



PWLS



CR



CS



PWIX

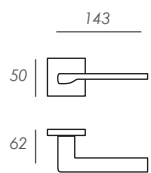


BK



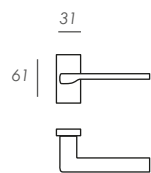
WT

Rose
Roseta



R8C

Narrow Rose
Roseta Estrecha



REC

Escutcheon
Bocallave



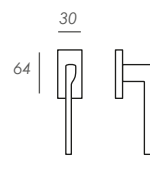
R8CBB R8CB

WC Set
Condensa



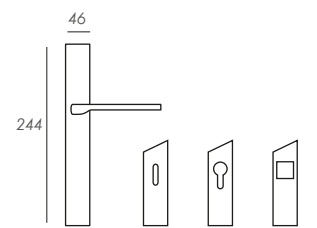
R8CCD

Window Handle
Grisán



GC

Rectangular Backplate
Placa Rectangular



PC PCBB PCB PCCD

SWIM 157



CR



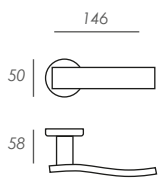
CS



PWIX

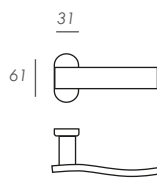


Rose
Roseta



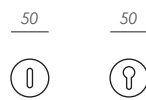
R8

Narrow Rose
Roseta Estrecha



RE

Escutcheon
Bocallave



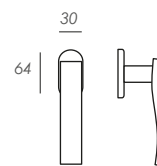
R8BB R8B

WC Set
Condena



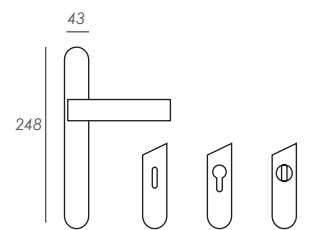
R8CD

Window Handle
Grisán



G

Oval Backplate
Placa Oval



P PBB PB PCD




CR



CS

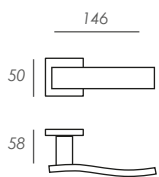


PWIX



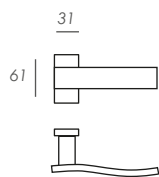
*Q 137

Rose
Roseta



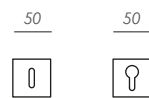
R8C

Narrow Rose
Roseta Estrecha



REC

Escutcheon
Bocallave



R8CBB

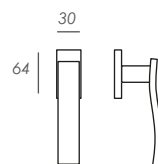
R8CB

WC Set
Condena



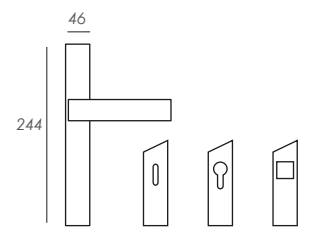
R8CCD

Window Handle
Grisán



GC

Rectangular Backplate
Placa Rectangular



PC

PCBB



PCB

PCCD

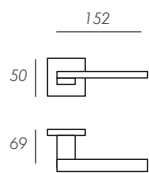
NADIA 201



NADIA 201

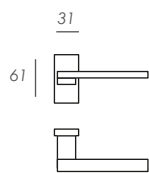


Rose
Roseta



R8C

Narrow Rose
Roseta Estrecha



REC

Escutcheon
Bocallave



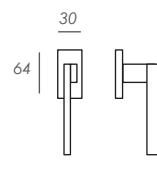
R8CBB R8CB

WC Set
Condensa



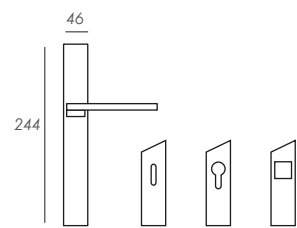
R8CCD

Window Handle
Grisán




GC

Rectangular Backplate
Placa Rectangular



PC PCBB PCB PCCD

SLIM 204



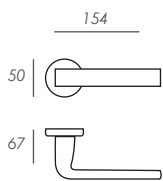
CR



CS

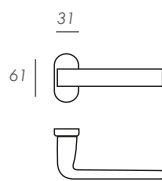


Rose
Roseta



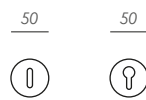
R8

Narrow Rose
Roseta Estrecha



RE

Escutcheon
Bocallave



R8BB

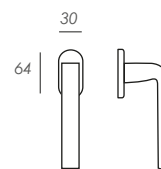
R8B

WC Set
Condena



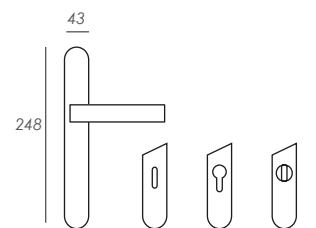
R8CD

Window Handle
Grisán



G

Oval Backplate
Placa Oval



P

PBB

PB


PCD



CR

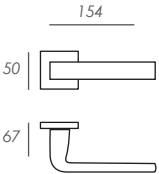


CS



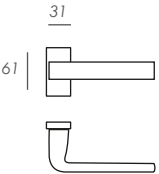
*Q 141

Rose
Roseta



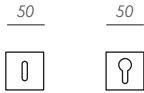
R8C

Narrow Rose
Roseta Estrecha




REC

Escutcheon
Bocallave



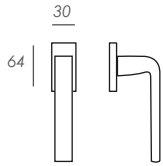
R8CBB R8CB

WC Set
Condensa



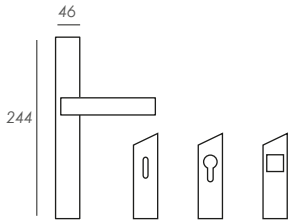
R8CCD

Window Handle
Grisán



GC

Rectangular Backplate
Placa Rectangular



PC PCBB PCB PCCD

STRIP 213



STRIP 213




CR



CS

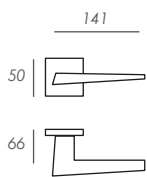


PWIX



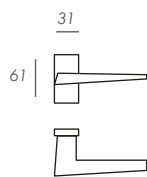
*Q 143

Rose
Roseta



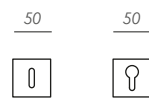
R8C

Narrow Rose
Roseta Estrecha



REC

Escutcheon
Bocallave



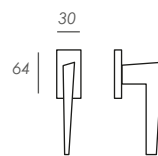
R8CBB R8CB

WC Set
Condena



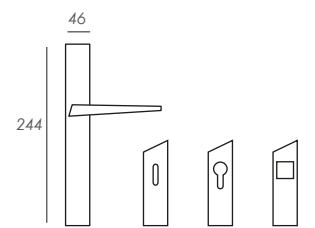
R8CCD

Window Handle
Grisán



GC

Rectangular Backplate
Placa Rectangular



PC PCBB PCB PCCD

TENDENZA 214



*R 67

PWLP



PWLS



CR



CS



PWIX



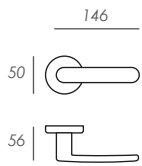
PWGT



BK

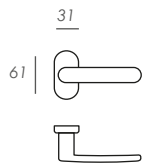


Rose
Roseta



R8

Narrow Rose
Roseta Estrecha



RE

Escutcheon
Bocallave



R8BB

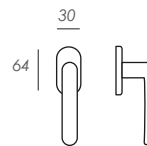
R8B

WC Set
Condena



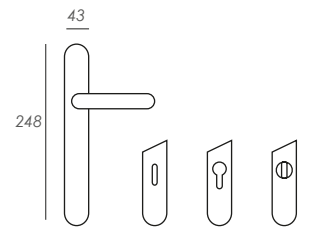
R8CD

Window Handle
Grisán



G

Oval Backplate
Placa Oval




P

PBB

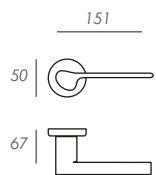
PB

PCD

SOKOL 218

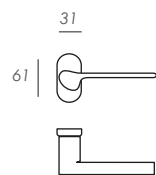


Rose
Roseta



R8

Narrow Rose
Roseta Estrecha



RE

Escutcheon
Bocallave



R8BB

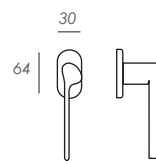
R8B

WC Set
Condena



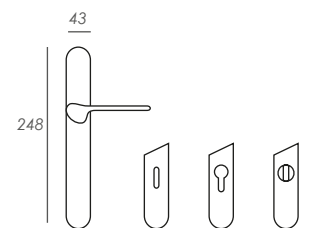
R8CD

Window Handle
Grisán



G

Oval Backplate
Placa Oval




P

PBB

PB

PCD

VOL.LA 219



*R 75

CR



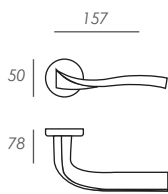
CS



MR

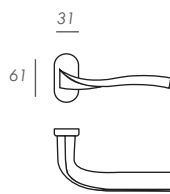


Rose
Roseta



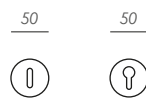
R8

Narrow Rose
Roseta Estrecha



RE

Escutcheon
Bocallave



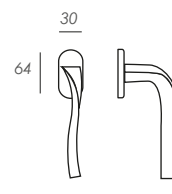
R8BB R8B

WC Set
Condena



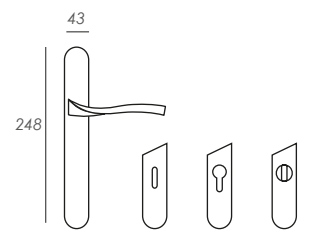
R8CD

Window Handle
Grisán




G

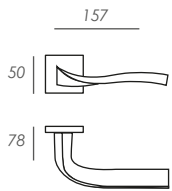
Oval Backplate
Placa Oval



P PBB PB PCD

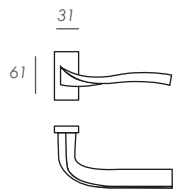


Rose
Roseta



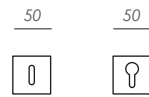
R8C

Narrow Rose
Roseta Estrecha



REC

Escutcheon
Bocallave



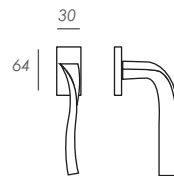
R8CBB R8CB

WC Set
Condensa



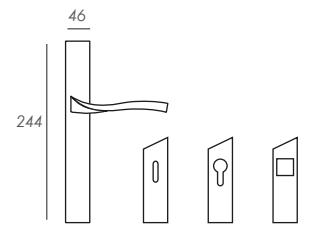
R8CCD

Window Handle
Grisán




GC

Rectangular Backplate
Placa Rectangular




PC PCBB PCB PCCD

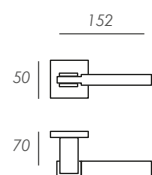
QUADRA 227



QUADRA 227

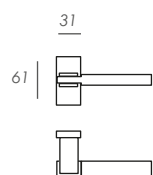


Rose
Roseta



R8C

Narrow Rose
Roseta Estrecha



REC

Escutcheon
Bocallave



R8CBB

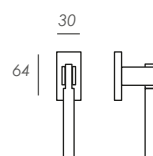
R8CB

WC Set
Condena



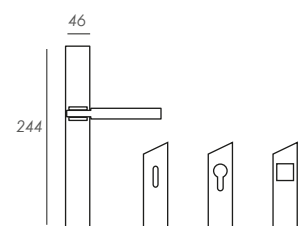
R8CCD

Window Handle
Grisán



GC

Rectangular Backplate
Placa Rectangular




PC

PCBB

PCB

PCCD

PIN 232



*R 77

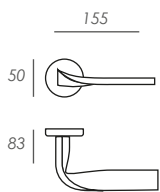
CR



CS

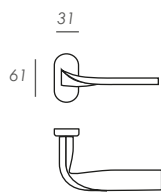


Rose
Roseta



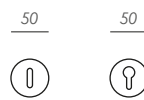
R8

Narrow Rose
Roseta Estrecha



RE

Escutcheon
Bocallave



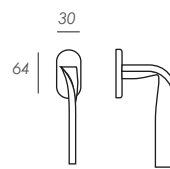
R8BB R8B

WC Set
Condena



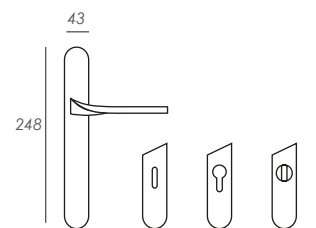
R8CD

Window Handle
Grisán



G

Oval Backplate
Placa Oval




P PBB PB PCD



CR

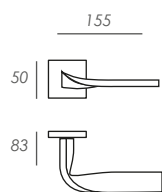


CS



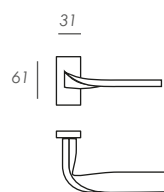
*Q 149

Rose
Roseta



R8C

Narrow Rose
Roseta Estrecha



REC

Escutcheon
Bocallave



R8CBB

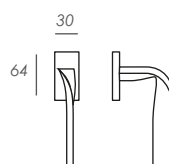
R8CB

WC Set
Condensa



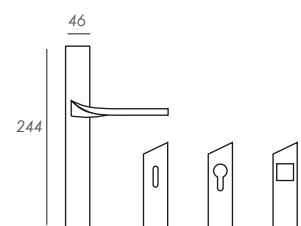
R8CCD

Window Handle
Grisán



GC

Rectangular Backplate
Placa Rectangular




PC

PCBB

PCB

PCCD

THREE 233



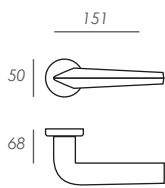
CR



CS

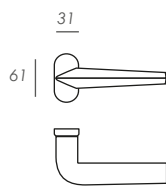


Rose
Roseta



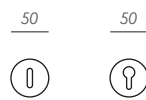
R8

Narrow Rose
Roseta Estrecha



RE

Escutcheon
Bocallave



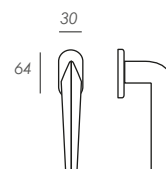
R8BB R8B

WC Set
Condena



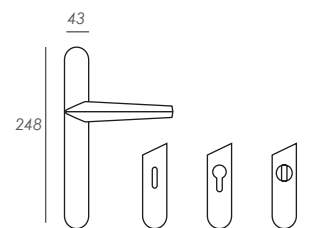
R8CD

Window Handle
Grisán



G

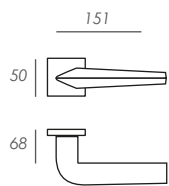
Oval Backplate
Placa Oval



P PBB PB PCD

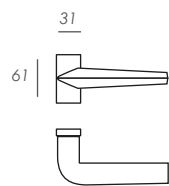


Rose
Roseta



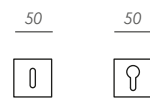
R8C

Narrow Rose
Roseta Estrecha



REC

Escutcheon
Bocallave



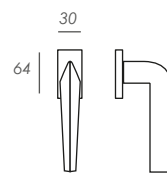
R8CBB R8CB

WC Set
Condena



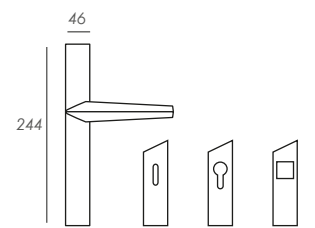
R8CCD

Window Handle
Grisán



GC

Rectangular Backplate
Placa Rectangular



PC PCBB PCB PCCD

FLOW 237



PWLS



CR



CS



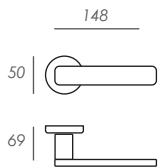
PWIX



PWGT

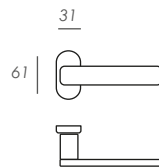


Rose
Roseta



R8

Narrow Rose
Roseta Estrecha



RE

Escutcheon
Bocallave



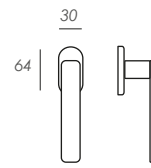
R8BB R8B

WC Set
Condena



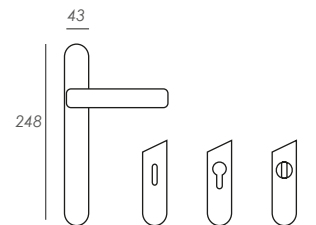
R8CD

Window Handle
Grisán




G

Oval Backplate
Placa Oval



P PBB PB PCD


FLOW 237



PWLS



CR




CS



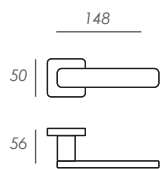
PWIX



PWGT

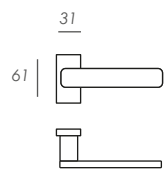


Rose
Roseta



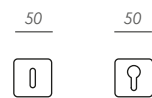
R4C

Narrow Rose
Roseta Estrecha



REC

Escutcheon
Bocallave



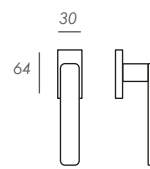
R4CBB R4CB

WC Set
Condensa



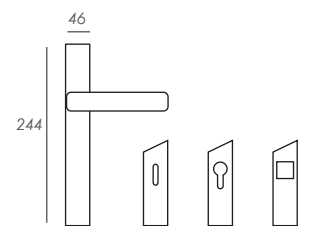
R4CCD

Window Handle
Grisán



GC

Rectangular Backplate
Placa Rectangular



PC PCBB PCB PCCD

SPECIAL 247



PWLP



PWLS



CR



CS



PWGT



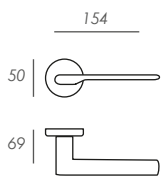
BK



PWIX

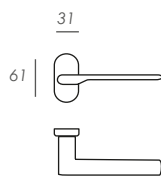


Rose
Roseta



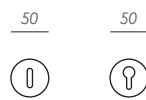
R8

Narrow Rose
Roseta Estrecha



RE

Escutcheon
Bocallave



R8BB

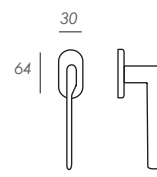
R8B

WC Set
Condena



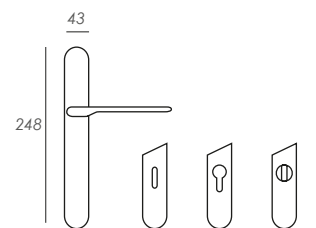
R8CD

Window Handle
Grisán



G

Oval Backplate
Placa Oval



P

PBB

PB

PCD

SPECIAL 247



PWLP



PWLS




CR



CS



PWIX

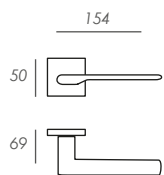


PWGT



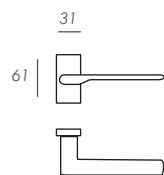
BK

Rose
Roseta



R8C

Narrow Rose
Roseta Estrecha



REC

Escutcheon
Bocallave



R8CBB

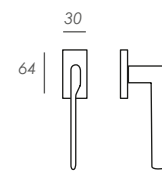
R8CB

WC Set
Condensa



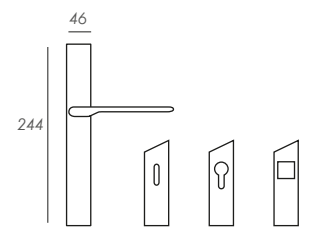
R8CCD

Window Handle
Grisán



GC

Rectangular Backplate
Placa Rectangular




PC

PCBB

PCB

PCCD

SASHA 255



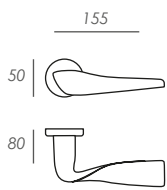
CR



CS

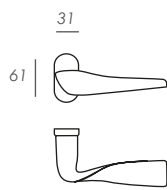


Rose
Roseta



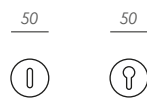
R8

Narrow Rose
Roseta Estrecha



RE

Escutcheon
Bocallave



R8BB

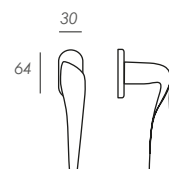
R8B

WC Set
Condena



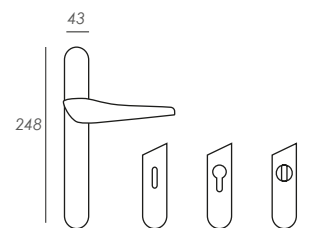
R8CD

Window Handle
Grisán



G

Oval Backplate
Placa Oval




P

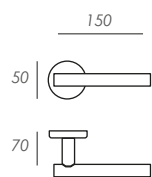
PBB

PB

PCD

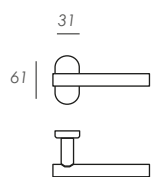


Rose
Roseta



R8

Narrow Rose
Roseta Estrecha



RE

Escutcheon
Bocallave



R8BB

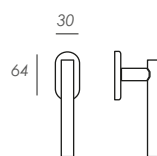
R8B

WC Set
Condena



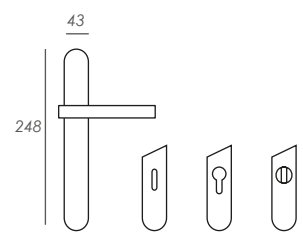
R8CD6

Window Handle
Grisán



G

Oval Backplate
Placa Oval




P

PBB

PB

PCD

TROMBETTA 510



R3 PWLP



R3 PWNB



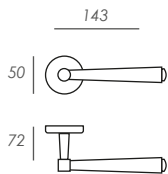
R8 PWLP



R8 PWNB

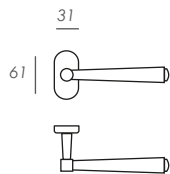


Rose
Roseta



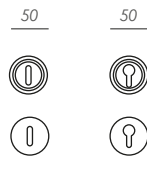
R3
R8

Narrow Rose
Roseta Estrecha



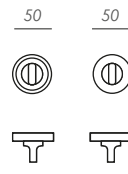
RE

Escutcheon
Bocallave



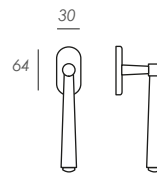
R3BB
R8BB R3B
R8B

WC Set
Condena



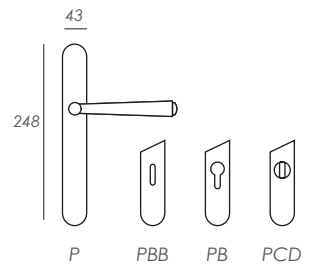
R3CD
R8CD

Window Handle
Grisán



G

Oval Backplate
Placa Oval



MANEGA 520



R3 PWLP



R3 PWNB




R8 PWLP



R8 PWNB

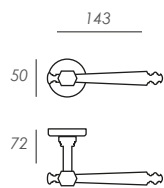


R8 OB



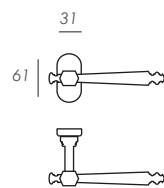
*R 177

Rose
Roseta



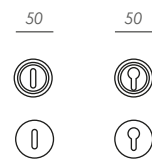
R3
R8

Narrow Rose
Roseta Estrecha



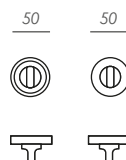
RE

Escutcheon
Bocallave



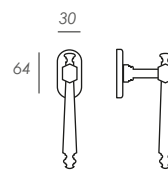
R3BB
R8BB R3B
R8B

WC Set
Condensa



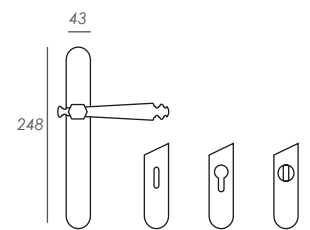
R3CD
R8CD

Window Handle
Grisán




G

Oval Backplate
Placa Oval



P PBB PB PCD

OTTO 528



*Q 179


R18 LP



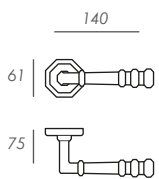
R18 CR



R18 BO

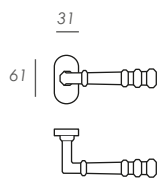


Rose
Roseta



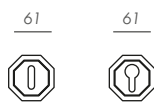
R18

Narrow Rose
Roseta Estrecha



RE

Escutcheon
Bocallave



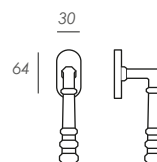
R18BB R18B

WC Set
Condena



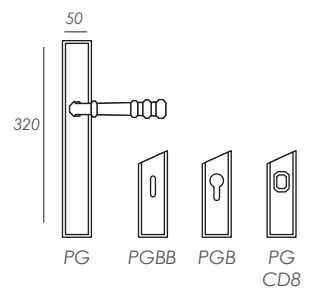
R18CD8

Window Handle
Grisán



G

Rectangular Backplate
Placa Rectangular



PALLINE 533



R3 PWLP




R3 PWNB



R3 MR

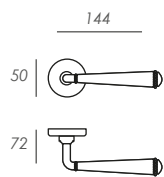


R8 OB



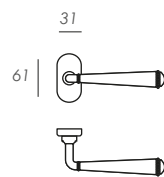
*R 183

Rose
Roseta



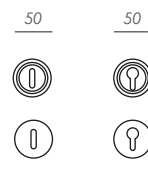
R3

Narrow Rose
Roseta Estrecha



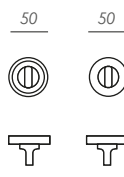
RE

Escutcheon
Bocallave



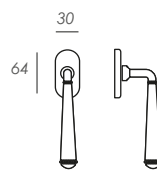
R3BB R8BB R3B R8B

WC Set
Condena



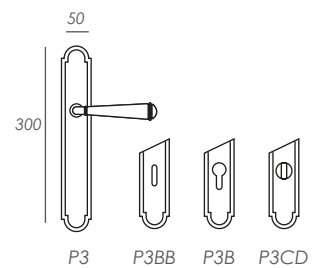
R3CD R8CD

Window Handle
Grisán

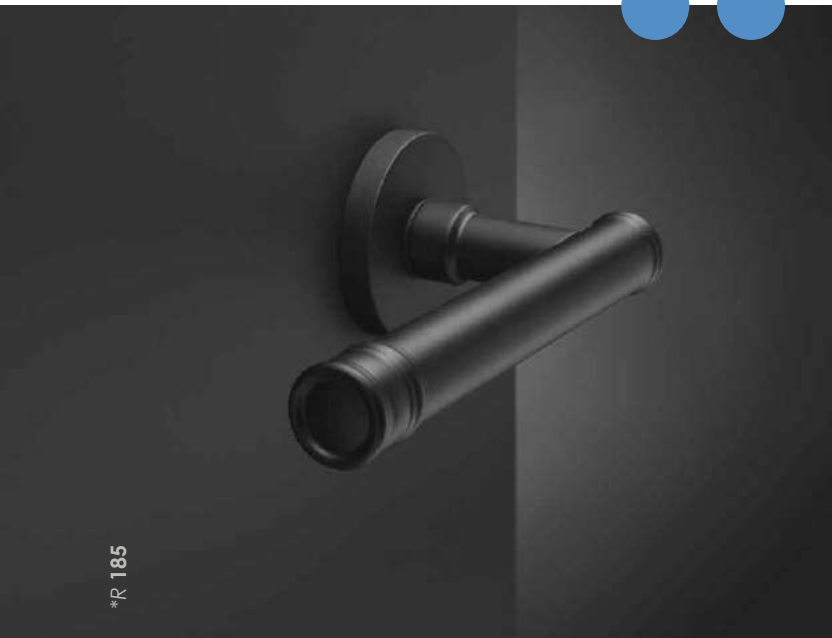


G

Bollines Backplate
Placa Bollines



VASILISA 540



R8 PWLP



R8 PWLS



R8 PWNB



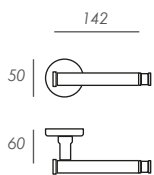
R8 BK



R8 PWCO

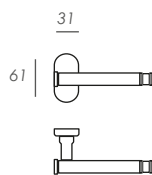


Rose
Roseta



R8

Narrow Rose
Roseta Estrecha



RE

Escutcheon
Bocallave



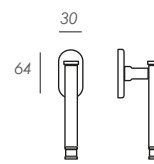
R8BB R8B

WC Set
Condena



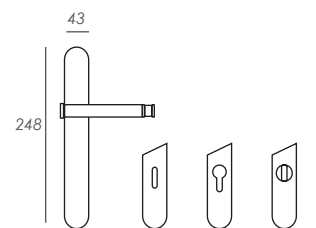
R8CD

Window Handle
Grisán



G

Oval Backplate
Placa Oval



P PBB PB PCD

ARTDÉCO 550



R3 PWLP




R3 PWNB



R8 PWLP

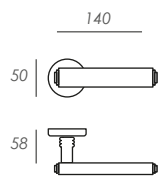


R8 PWNB



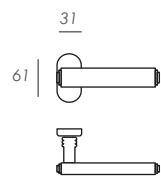
* R 189

Rose
Roseta



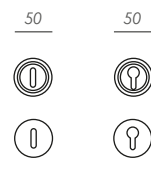
R8

Narrow Rose
Roseta Estrecha



RE

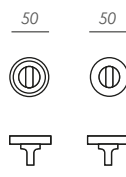
Escutcheon
Bocallave



R3BB
R8BB

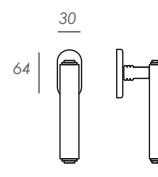
R3B
R8B

WC Set
Condensa



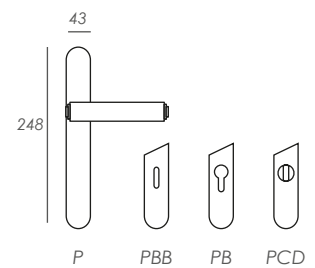
R3CD
R8CD

Window Handle
Grisán



G

Oval Backplate
Placa Oval




P

PBB

PB

PCD

NEW YORK 555



*Q 191

R2 PWNB



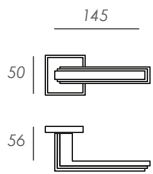
R2 PWLP



R2 PWIX

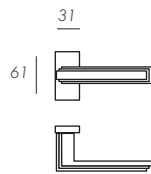


Rose
Roseta



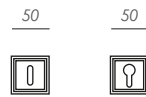
R2C

Narrow Rose
Roseta Estrecha



REC

Escutcheon
Bocallave



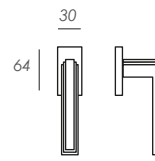
R2CBB R2CB

WC Set
Condena



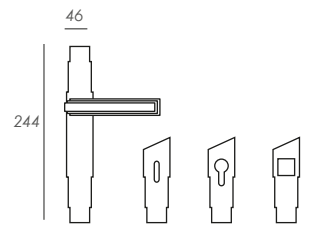
R2CCD

Window Handle
Grisán



GC

Rectangular Backplate
Placa Rectangular



PNY PNYBB PNYB PNYCD



R2C PWLP




R2C PWLS



R2C PWNB



R8C PWLP



R8C PWLS

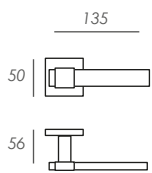


R8C PWNB



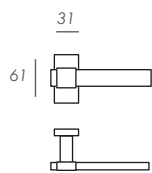
*Q 193

Rose
Roseta



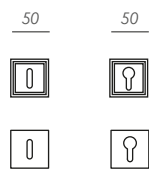
R8C

Narrow Rose
Roseta Estrecha



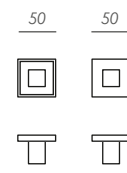
REC

Escutcheon
Bocallave



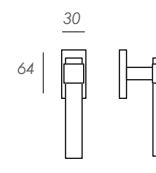
R2CBB
R8CBB R2CB
R8CB

WC Set
Condensa



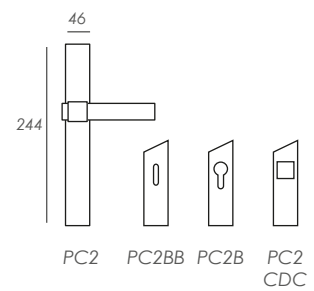
R2CCD
R8CCD

Window Handle
Grisán




GC

Rectangular Backplate
Placa Rectangular



MALIKA 570



R2C PWLP



R2C PWLS



R2C PWNB



R8C PWLP



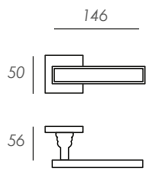
R8C PWLS



R8C PWNB

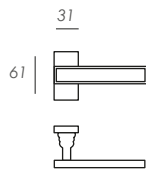


Rose
Roseta



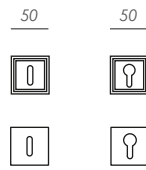
R2C
R8C

Narrow Rose
Roseta Estrecha



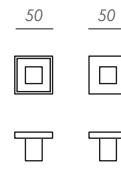
REC

Escutcheon
Bocallave



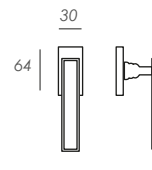
R2CBB R8CBB
R2CB R8CB

WC Set
Condena



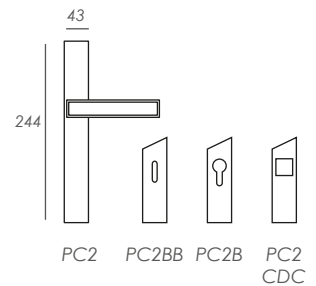
R2CCD
R8CCD

Window Handle
Grisán



GC

Rectangular Backplate
Placa Rectangular



PC2
PC2BB
PC2B
PC2
CDC

ELISABETH 580




R3 PWLP



R3 CR

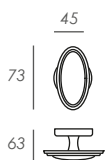


R3 PWNB



*R 197

Rose
Roseta



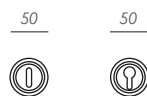
R3

Narrow Rose
Roseta Estrecha



RE

Escutcheon
Bocallave



R3BB

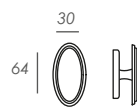
R3B

WC Set
Condena



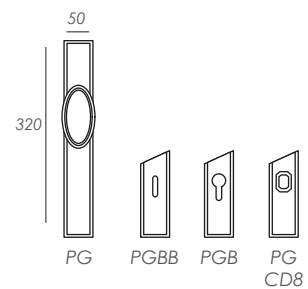
R3CD

Window Handle
Grisán



G

Rectangular Backplate
Placa Rectangular



PG

PGBB

PGB

PG CD8

CHÉRIE 590



*Q 199

LSB



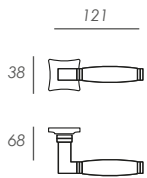
NB



NS

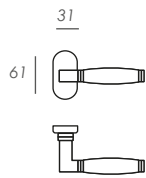


Rose
Roseta



R9

Narrow Rose
Roseta Estrecha



RE

Escutcheon
Bocallave



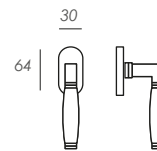
R9BB R9B

WC Set
Condena



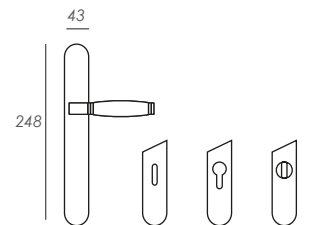
R9CD

Window Handle
Grisán



G

Rectangular Backplate
Placa Rectangular



P PBB PB PCD


DOVE 595



CR

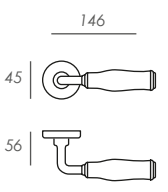


LP



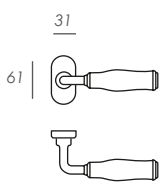
*R 201

Rose
Roseta



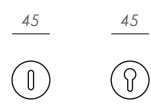
RK

Narrow Rose
Roseta Estrecha



RE

Escutcheon
Bocallave



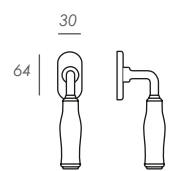
RKBB RKB

WC Set
Condensa



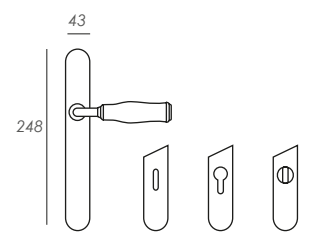
RKCD

Window Handle
Grisán




G

Oval Backplate
Placa Oval




P PBB PB PCD

ESPUCH 616



*C 203

PWLS




PWIX



PWGT



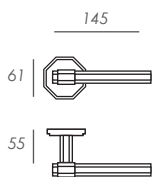
PWLP



OB

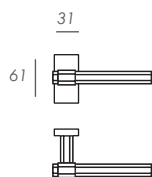


Rose
Roseta



R6C

Narrow Rose
Roseta Estrecha



REC

Escutcheon
Bocallave



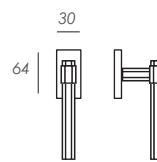
R6CBB R6CB

WC Set
Condena



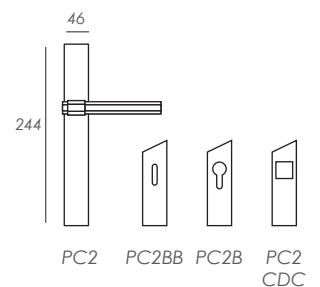
R6CCD

Window Handle
Grisán



GC

Rectangular Backplate
Placa Rectangular



MARÍA 803



LP



AQ




BO



FU

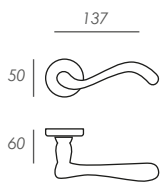


HI



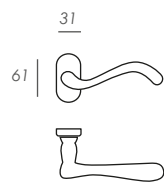
*R 209

Rose
Roseta



RT

Narrow Rose
Roseta Estrecha



RE

Escutcheon
Bocallave



RTBB

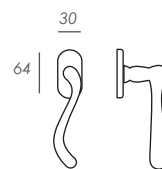
RTB

WC Set
Condensa



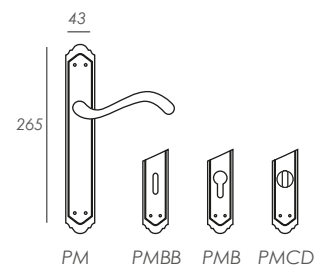
RTCD

Window Handle
Grisán




G

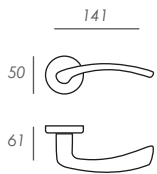
María Backplate
Placa María



IDEA 804

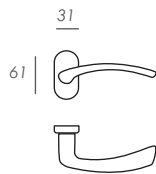


Rose
Roseta



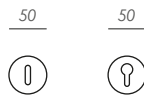
R8

Narrow Rose
Roseta Estrecha



RE

Escutcheon
Bocallave



R8BB

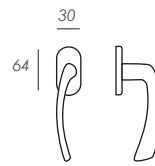
R8B

WC Set
Condena



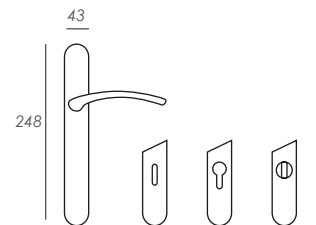
R8CD

Window Handle
Grisán



G

Oval Backplate
Placa Oval



P

PBB

PB

PCD



PWLP



PWLS




CR



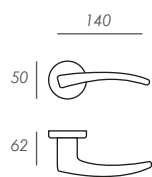
CS



PWIX

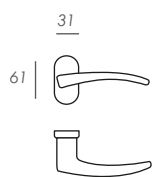


Rose
Roseta



R8

Narrow Rose
Roseta Estrecha



RE

Escutcheon
Bocallave



R8BB

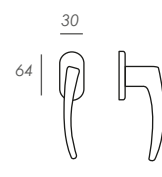
R8B

WC Set
Condensa



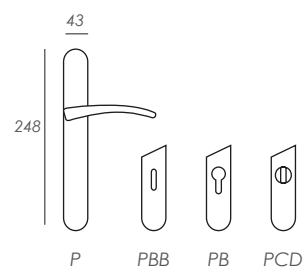
R8CD

Window Handle
Grisán



G

Oval Backplate
Placa Oval




P

PBB

PB

PCD

SOFT 807



LSLP



CR



CS



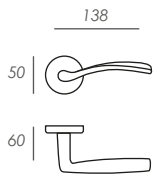
CSCR



MRLS

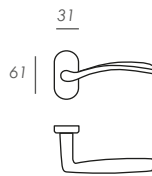


Rose
Roseta



R8

Narrow Rose
Roseta Estrecha



RE

Escutcheon
Bocallave



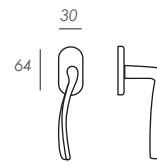
R8BB R8B

WC Set
Condena



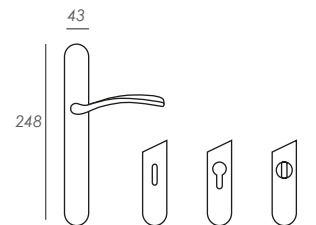
R8CD

Window Handle
Grisán



G

Oval Backplate
Placa Oval



P PBB PB PCD



LPBL




LPMF



MRBL

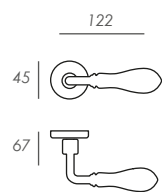


MRMF



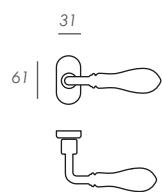
*R 213

Rose
Roseta



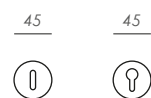
RK

Narrow Rose
Roseta Estrecha



RE

Escutcheon
Bocallave



RKBB

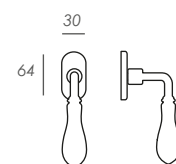
RKB

WC Set
Condena



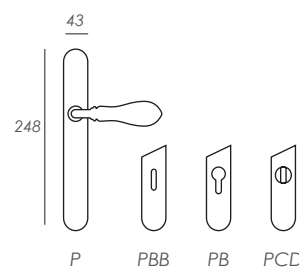
RKCD

Window Handle
Grisán



G

Oval Backplate
Placa Oval




P

PBB

PB

PCD

KILTO 809



LP



OB



AQ



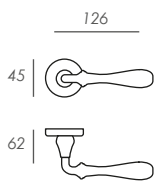
MR



HI

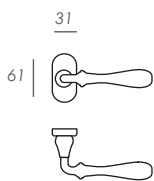


Rose
Roseta



RK

Narrow Rose
Roseta Estrecha



RE

Escutcheon
Bocallave



RKBB

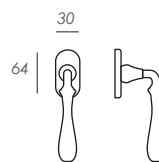
RKB

WC Set
Condena



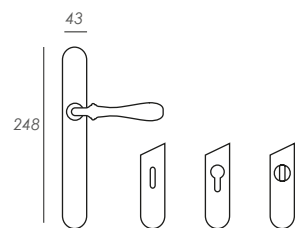
RKCD

Window Handle
Grisán



G

Oval Backplate
Placa Oval



P

PBB

PB

PCD



PWLP



PWLS




CR



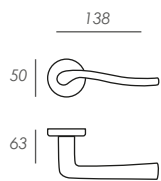
CS



PWIX

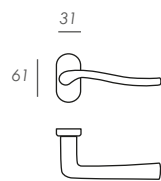


Rose
Roseta



R8

Narrow Rose
Roseta Estrecha



RE

Escutcheon
Bocallave



R8BB

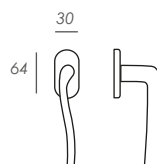
R8B

WC Set
Condensa



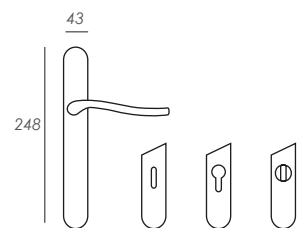
R8CD

Window Handle
Grisán



G

Oval Backplate
Placa Oval




P

PBB

PB

PCD

ROBY 812



*R 103

PWLP



PWLS



CR



CS



PWIX



PWGT



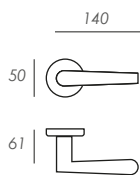
BK



WTM

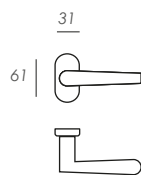


Rose
Roseta



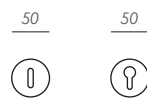
R8

Narrow Rose
Roseta Estrecha



RE

Escutcheon
Bocallave



R8BB

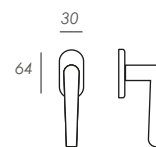
R8B

WC Set
Condena



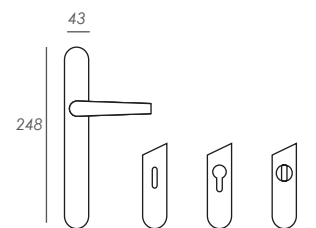
R8CD

Window Handle
Grisán



G

Oval Backplate
Placa Oval



P

PBB

PB

PCD

JET 813



PWLP



PWLS



CR




CS



PWIX



PWGT

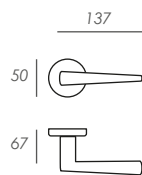


BK



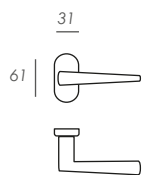
WTM

Rose
Roseta



R8

Narrow Rose
Roseta Estrecha



RE

Escutcheon
Bocallave



R8BB

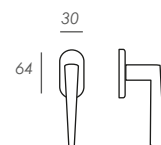
R8B

WC Set
Condensa



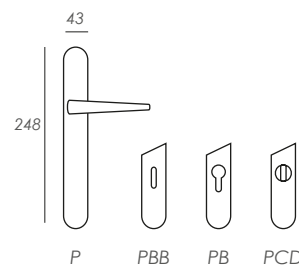
R8CD

Window Handle
Grisán



G

Oval Backplate
Placa Oval



P

PBB

PB

PCD

BACI 814



PWLP



PWLS



CR



CS



PWIX



PWGT



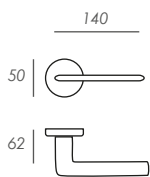
BK



WTM

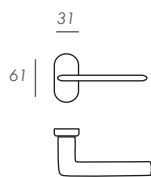


Rose
Roseta



R8

Narrow Rose
Roseta Estrecha



RE

Escutcheon
Bocallave



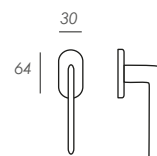
R8BB R8B

WC Set
Condena



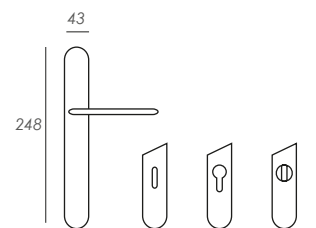
R8CD

Window Handle
Grisán



G


Oval Backplate
Placa Oval



P PBB PB PCD



PWLP



PWLS



CR




CS



PWIX



PWGT



*Q 163

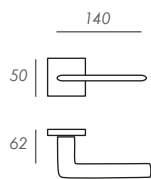


BK



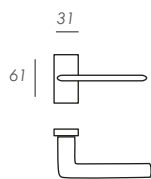
WTM

Rose
Roseta



R8C

Narrow Rose
Roseta Estrecha



REC

Escutcheon
Bocallave



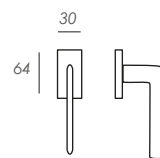
R8CBB R8CB

WC Set
Condensa



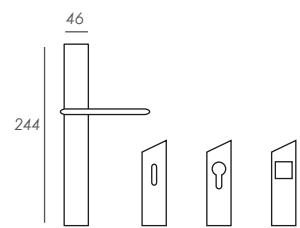
R8CCD

Window Handle
Grisán




GC

Rectangular Backplate
Placa Rectangular



PC PCBB PCB PCCD

DADÁ 815



PWLP



PWLS



CR



BK



CS



WTM



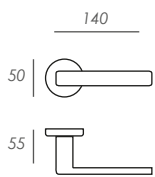
PWIX



PWGT

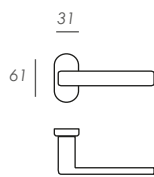


Rose
Roseta



R8

Narrow Rose
Roseta Estrecha



RE

Escutcheon
Bocallave



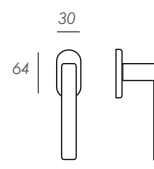
R8BB R8B

WC Set
Condena



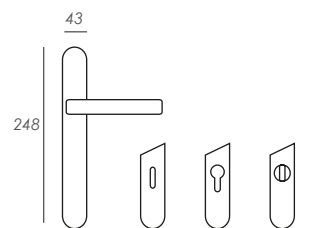
R8CD

Window Handle
Grisán



G

Oval Backplate
Placa Oval




P PBB PB PCD

DADÁ 815




PWLP



PWLS



CR




CS



PWIX



PWGT

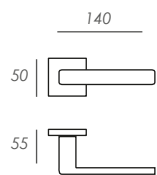


BK



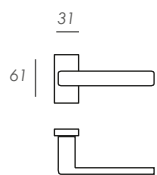
WTM

Rose
Roseta



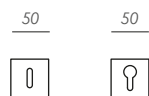
R8C

Narrow Rose
Roseta Estrecha



REC

Escutcheon
Bocallave



R8CBB

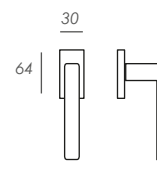
R8CB

WC Set
Condensa



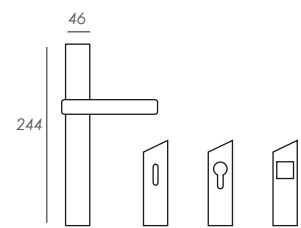
R8CCD

Window Handle
Grisán



GC

Rectangular Backplate
Placa Rectangular




PC

PCBB


PCB

PCCD


IPNOS 816



PWLP



PWLS



CR



CS



PWIX



PWGT



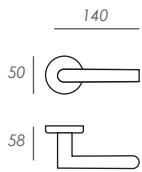
BK



WTM

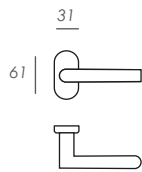


Rose
Roseta



R8

Narrow Rose
Roseta Estrecha



RE

Escutcheon
Bocallave



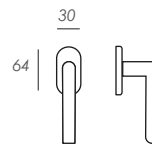
R8BB R8B

WC Set
Condena



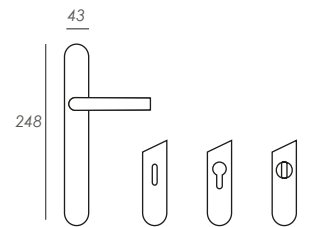
R8CD

Window Handle
Grisán



G


Oval Backplate
Placa Oval



P PBB PB PCD



ÁNGOLO 817



*R 119

PWLP



PWLS



CR



CS



PWIX



PWGT



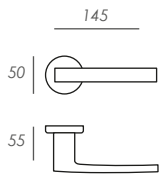
BK



WT

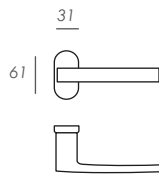


Rose
Roseta



R8

Narrow Rose
Roseta Estrecha



RE

Escutcheon
Bocallave



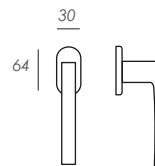
R8BB R8B

WC Set
Condena



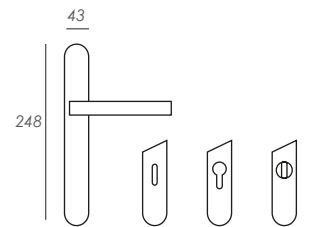
R8CD

Window Handle
Grisán




G

Oval Backplate
Placa Oval



P PBB PB PCD



PWLP



PWLS



CR




CS



PWIX



PWGT



*Q 169

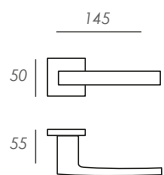


BK



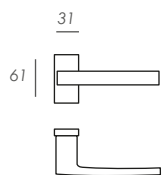
WT

Rose
Roseta



R8C

Narrow Rose
Roseta Estrecha



REC

Escutcheon
Bocallave



R8CBB

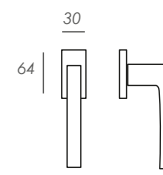
R8CB

WC Set
Condensa



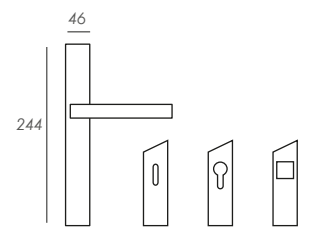
R8CCD

Window Handle
Grisán



GC

Rectangular Backplate
Placa Rectangular



PC

PCBB

PCB

PCCD

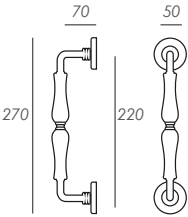
BEL.LA 110m



BO CRAQ

BO MF

Pull Handle
Manillón



M



*M 218

QUADRO 127m



*M 219



CR CS

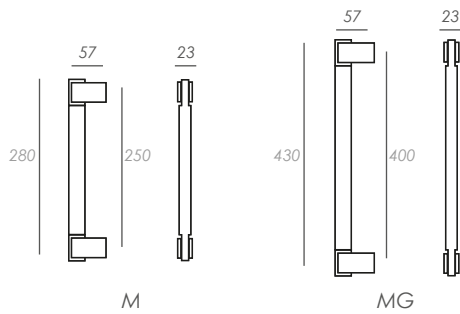


CS



CR

Pull Handle
Manillón



PLANO 137m

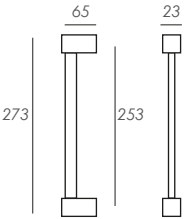


CR

CR CS

CS

Pull Handle
Manillón



M

SKETCH 217m



*M 221



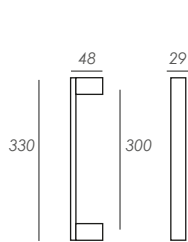
CR

CS

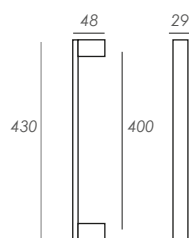
NS

BK

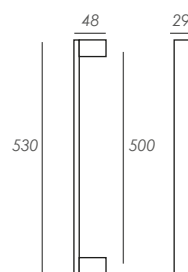
Pull Handle
Manillón



M30



M40



M50

TORSO 235m



PWLP


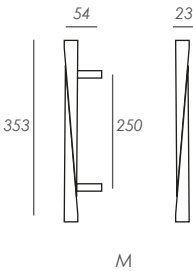
PWLS

CR

CS

PWIX

Pull Handle
Manillón



IBIZA 256m



*M 223



PWGT

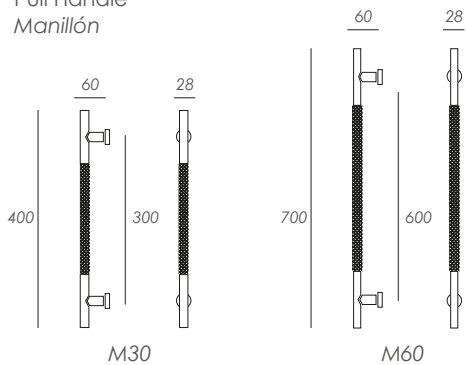


PWIX



PWLS

Pull Handle
Manillón



TROMBETTA 510m



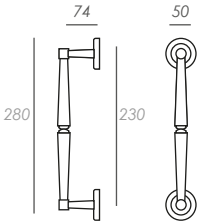
*M 224



*RV PWLP
R3 PWLP*

*R3 PWNB
RV PWNB*

Pull Handle
Manillón



M

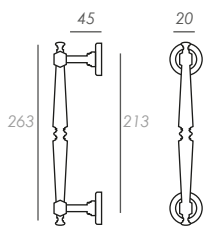
MANEGA 520m




*R3 PWLP
RV PWLP*

*R3 PWNB
RV PWNB*

Pull Handle
Manillón



M



OTTO 528m



*M 226



LP

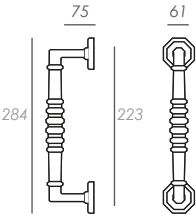


CR



BO

Pull Handle
Manillón



M

PALLINE 533m

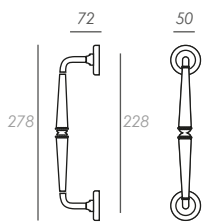


PWLP


PWNB

More finishes available in:
Más acabados disponibles en:
groel.es

Pull Handle
Manillón



M



VASILISA 540m



*M 228

More finishes available in:
Más acabados disponibles en:
groel.es

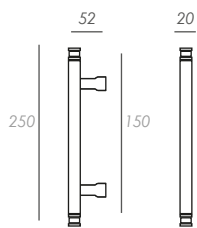


PWLP



PWNB

Pull Handle
Manillón



M


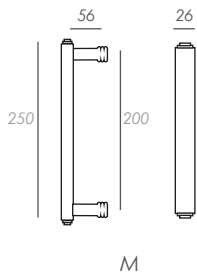
ARTDÉCO 550m



PWLP

PWNB

Pull Handle
Manillón



341

*M 229

NONNA 560m



More finishes available in:
Más acabados disponibles en:
groel.es

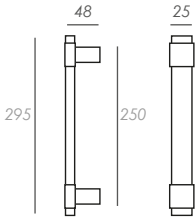


PWLP



PWNB

Pull Handle
Manillón



MALIKA 570m


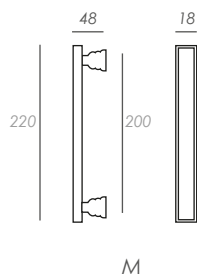


PWLP

PWNB

More finishes available in:
Más acabados disponibles en:
groel.es

Pull Handle
Manillón



343

*M 233

TECNO 801m



*M 234



LP

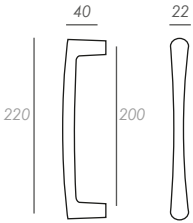


LS



CR

Pull Handle
Manillón



M



CS



NS



CF



BO



FU



MR

NUOVO 805m



LP

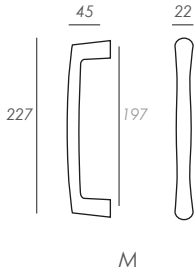


LS



CR

Pull Handle
Manillón





CS



NS



AQ



BO



FU



HI

KILTO 809m



LP



OB



AQ



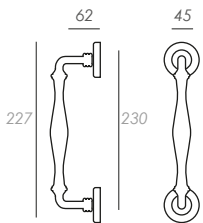
MR




HI



Pull Handle
Manillón



M



MARÍA 810m



AQ



BO



FU

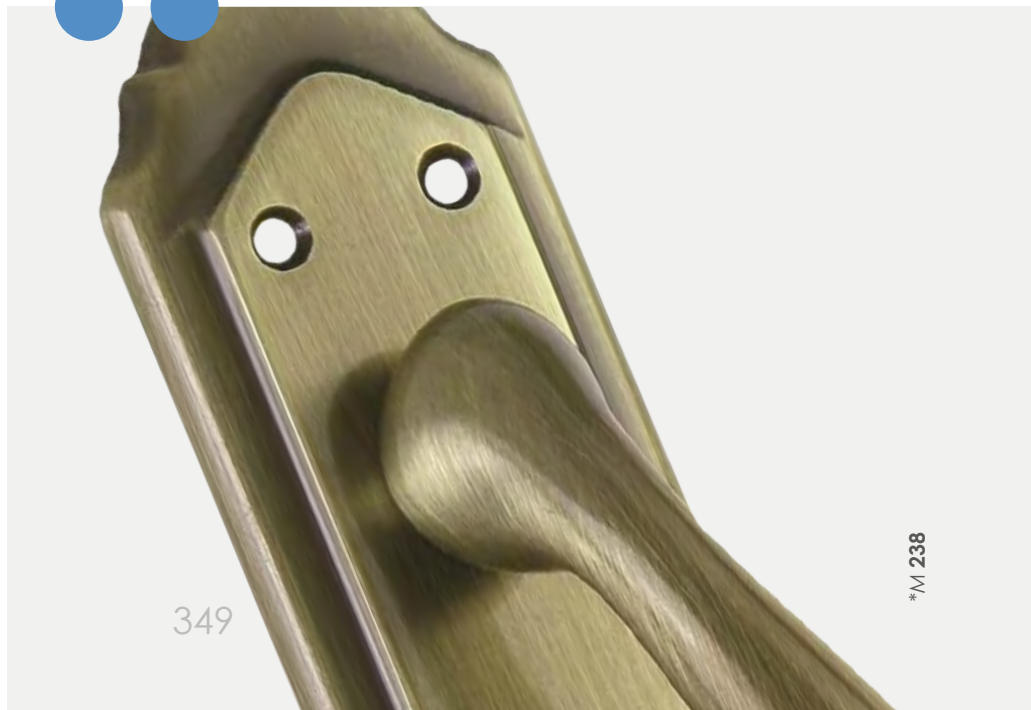
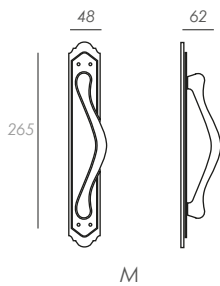


HI



LP LS

Pull Handle
Manillón



349

*M 238

ÁNGOLO 817m



LP

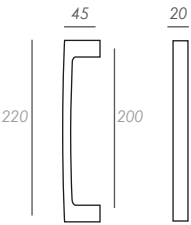
LS

CR

CS

NS

Pull Handle
Manillón



M



*M 239



PWLS



PWLP



PWIX



PWGT



BK



WT

LOG.GIC 827m



LP



LS



CR

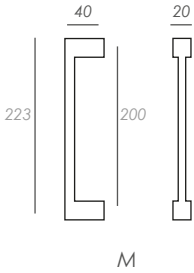


CS



NS

Pull Handle
Manillón



LOG.GIC 827m



PWLP



PWLS



PWIX



PWGT



BK



WT

LIFTER 400



*M 241



CS



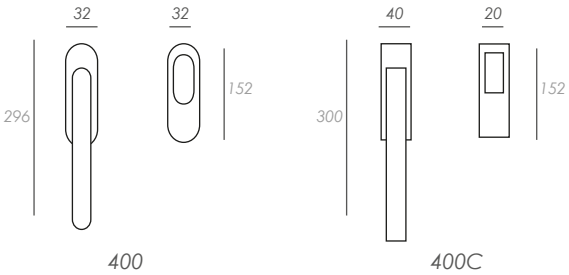
CS



BK



Lifter Pull Handle
Manillón Elevador



DÉCO 316



*P 245



LP



LS



CR



CS



MS

Door Knob
Pomo



P

CUADRO 317



LP



PWLS



CR



CS



NS

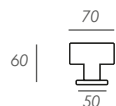


PWIX



BK

Door Knob
Pomo



P



DADO 327



*P 247



LP



CR



CS

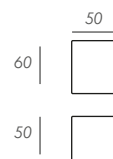


MS



PWIX

Door Knob
Pomo



P

BIG 335




CR



CS

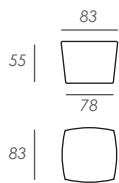


NS



PWIX

Door Knob
Pomo



P



WIDE 357



LP



PWLS



CR



CS

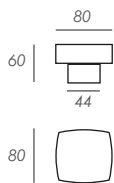


NS



PWIX

Door Knob
Pomo



P

DADO 318



LP



LS



CR



CS

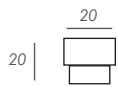


NS



CF

Door Stop
Tope



T



CUBE 319



*T 25T



LP



LS



CR



CS



NS



CF



BK

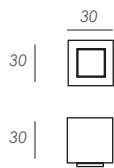


WT



HI

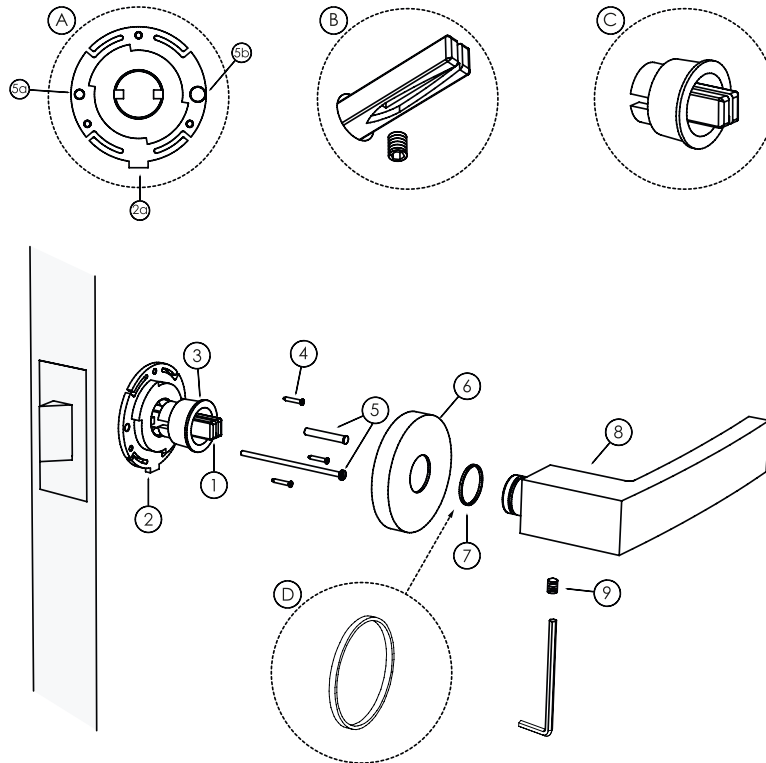
Door Stop
Tope



T

INSTALLATION INSTRUCTIONS

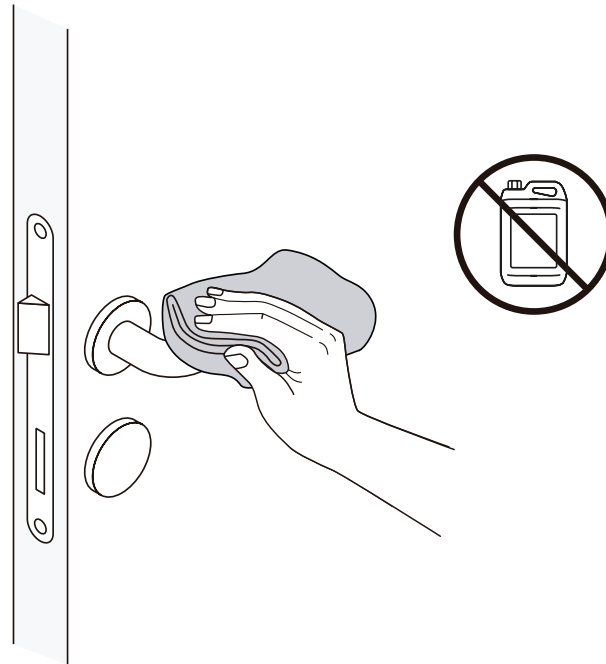
INSTRUCCIONES DE MONTAJE



1. Insert the spindle (1) in the lock. Follow position shown on fig.B relative to the allen screw (9).
2. Place the inner ring (2) in the right position fig.A. The flap (2a) must point to the ground.
3. Use the plastic piece (3) to centre the inner ring (fig.C).
4. Screw the inner ring with the supplied screws (4).
5. (Optional) Use the through bolt screws (5) as shown in fig.A. Hole (5a) for male and (5b) for female.
6. Remove the plastic piece used to centre the inner rose.
7. Adjust the rose (6). The notch (6a) must be inserted on the flap (2a).
8. Insert the plastic ring (7) -fig.D- in the door handle neck to avoid any scratch when operating.
9. Place the door handle (8) and fix it to the spindle(fig.B) with the allen screw (9).

1. Introducir el cuadradillo (1) en la cerradura según posición de la fig.B respecto al tornillo allen (9).
2. Colocar el interno (2) en la posición de la fig.A. La muesca (2a) debe apuntar al suelo.
3. Usar la pieza plástica (3) para centrar el interno (fig.C).
4. Atornillar el interno con los tornillos suministrados (4).
5. (Opcional) Colocar los tornillos pasantes (5) según figura fig.A. Agujero (5a) macho y (5b) hembra.
6. Quitar la pieza plástica usada para centrar la roseta.
7. Colocar la roseta (6). Debe encajar el rebaje (6a) con la pestaña (2a).
8. Insertar la arandela de plástico (7) -fig.D- en el cuello de la manilla para evitar roces al accionar.
9. Colocar la manilla (8) y fijarla al eje (fig.B) con el tornillo allen (9)

MAINTENANCE MANTENIMIENTO



Clean with a dry cloth.
Do not use brass cleaner
as it might affect the protective coating.

Note: Handles vary by style
but maintenance is the same for all of them.

*Limpiar con un paño seco.
No usar productos químicos o abrasivos,
pueden dañar la capa protectora.*

*Nota: Los modelos pueden variar
pero no así el mantenimiento.*





THANK YOU
GRACIAS

 groel.es